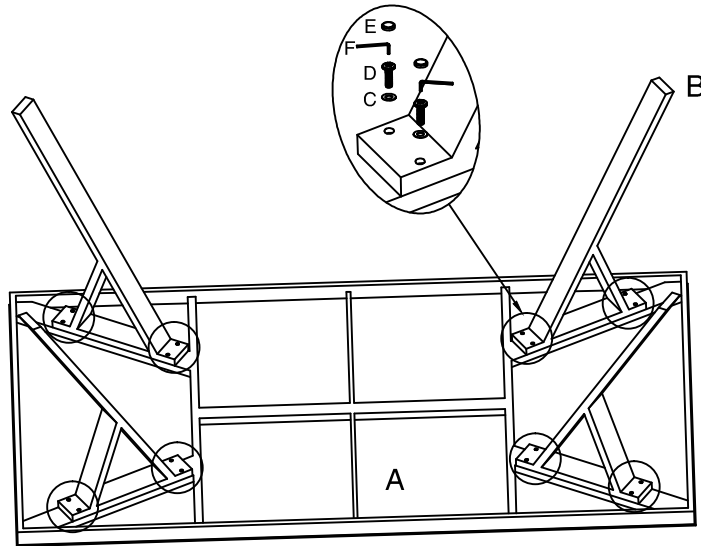








Assembly Instruction



58042EG/58044EG
58182EG/58180EG

NO.	Pictrue	Name	Qty
A		Table Rim	1
B		Table Leg	4
C		Washer	16
D		Bolt M6x35	16
E		Bolt Cover	16
F		Wrench	1

