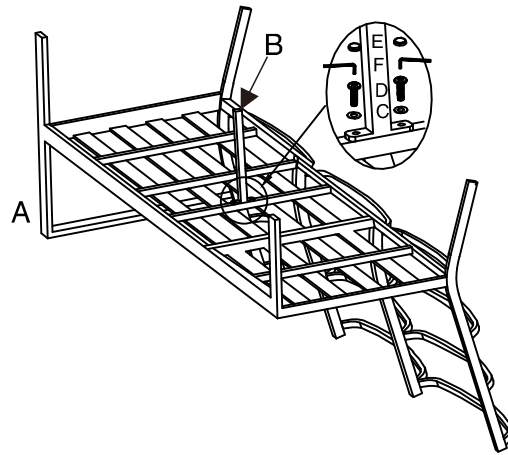






Assembly Instruction



58044EG/58180EG/58062EG

58138EG/58092EG/58190EG/58164EG

NO.	Pictrue	Name	Qty
A		Rim	1
B		Leg	1
C		Washer	2
D		Bolt M6x20	2
E		Bolt Cover	2
F		Wrench	1

