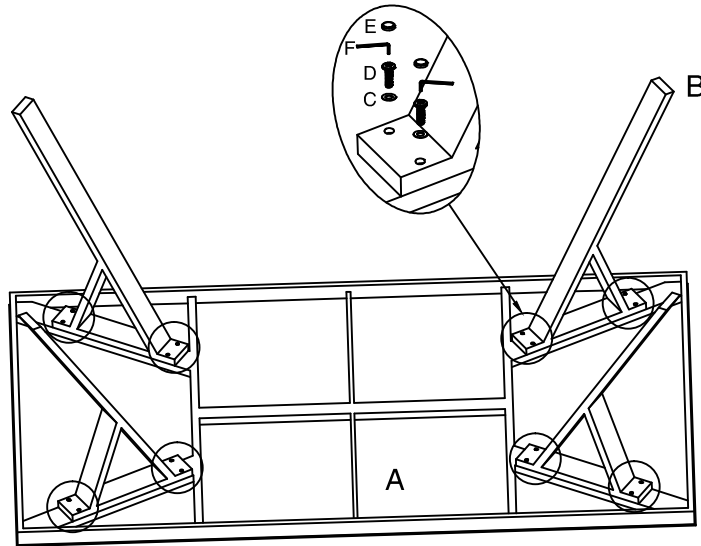








Assembly Instruction



58000EG/58020EG/58021EG
57990EG/58018EG/58001EG

| NO. | Pictrue | Name | Qty |
|-----|---|------------|-----|
| A |  | Table Rim | 1 |
| B |  | Table Leg | 4 |
| C |  | Washer | 16 |
| D |  | Bolt M6x35 | 16 |
| E |  | Bolt Cover | 16 |
| F |  | Wrench | 1 |

