




Please read all instructions and safety information carefully before use and assembly.



Carefully place the base flat, and locate the two holes on the underside of the frame (assembling with two people is recommended).



Position the (x1) Under Bracket as far as it needs to be from the headboard/footboard. Align bracket with base holes.



Attach using (x2) Long Bolts, (x2) Washers, and (x2) Nuts. Repeat this step for all sides as needed.



Stand up base (flip upright), and carefully place near its desired location. Find the correct height and width for the headboards/footboards and attach (x1) T-Connector with (x2) Short Bolts, (x2) Nuts, and (x2) Washers.



Repeat this step for all sides as needed.



Please check that all brackets and furniture are secured prior to use.