



FEMALE SIZING FORM

AGENCY NAME: _____

ADDRESS: _____

CITY: _____ STATE: _____ ZIP: _____

PHONE: _____ EMAIL: _____



7359 NW 34 St
Miami Florida 33122
(800) 913 1366
orders@onyxarmor.com
www.onyxarmor.com

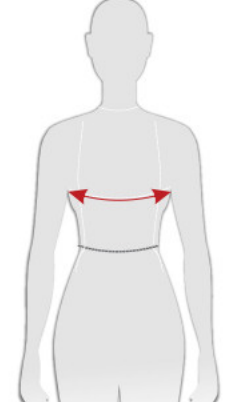
SIZING INFORMATION

OFFICER NAME: _____ HEIGHT: _____ WEIGHT: _____ CUP SIZE: _____

AGENCY: _____ BADGE #: _____ SIZED BY: _____

MEASURE OFFICER IN FULL UNIFORM AND DUTY BELT. USE CLOTH MEASURING TAPE. COMPLETE ALL FIELDS.
MEASURE TO THE NEAREST INCH. ROUND UP (LONGER) ON WAIST/CHEST. ROUND DOWN (SHORTER) ON LENGTHS.

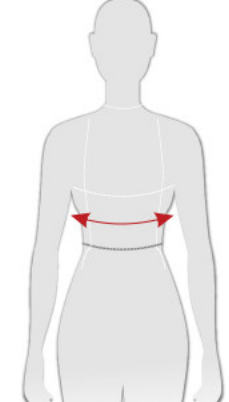
BUST MEASUREMENT



Measure circumference at widest point. Tape should be level around entire bust. Round **UP** to nearest inch.

_____ in.

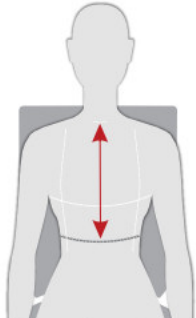
UNDER BUST MEASUREMENT



Measure torso circumference at widest part under bust. Round **UP** to nearest inch.

_____ in.

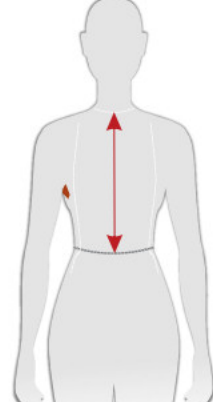
FRONT SEATED MEASUREMENT



Measure length from clavicle to top of duty belt, while seated. Officer should be at a relaxed 90 degree position. Tape should lie unassisted against body. Do not follow contour of body. Subtract 1" from measurement. Round **DOWN** to nearest inch

FRONT _____ -1= _____ in.

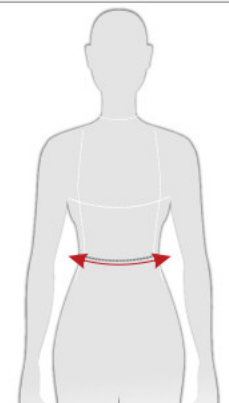
BACK STANDING MEASUREMENT



Measure from the back neck bone down to top of the duty belt while standing upright. Multiply measurement by .80 Round **DOWN** to nearest inch.

BACK _____ X.80 _____ in

WAIST MEASUREMENT



OVERLAP

BUTT FIT

1" inch

2" inch

Measure circumference at widest point of abdomen, tape should be level around entire torso. Round **UP** to nearest inch.

_____ in.

SIZING VEST/SIZE

Circle Correct Size

FRONT:
XS S MD LG XL 2XL 3XL 4XL 5XL 6XL

WIDTH: (Circled width will be added to both sides)
+1 +2 +3 +4 +5 +6
-1 -2

LENGTH: +1 +2 +3 +4 +5 +6
-1 -2

BACK:
XS S MD LG XL 2XL 3XL 4XL 5XL 6XL

LENGTH: +1 +2 +3 +4 +5 +6
-1 -2