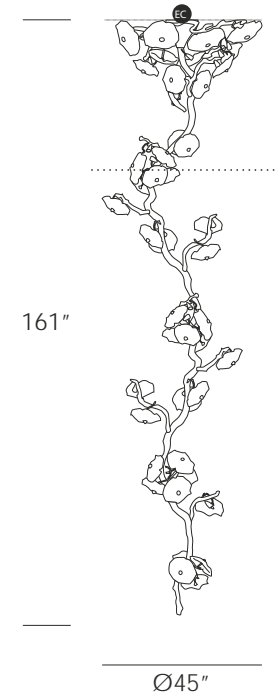
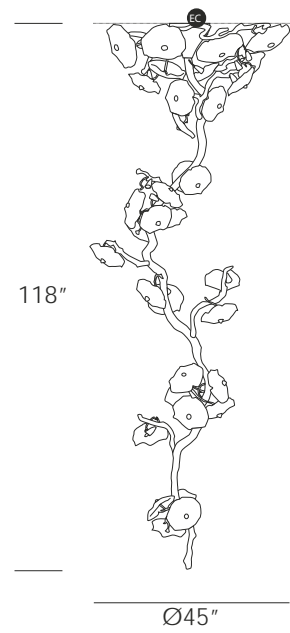
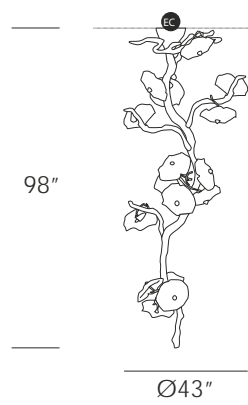
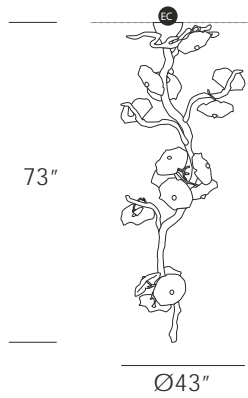
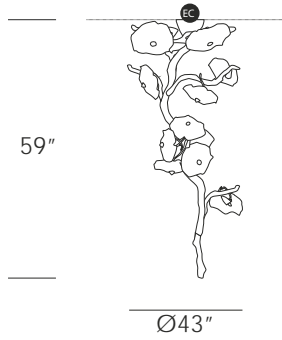




**DISTRIBUTED BY COLLECTIVE FORM**

8655 Holloway Plaza Drive. West Hollywood, CA 90069 | 323.739.5462 | [www.seripamerica.com](http://www.seripamerica.com)



**2X - SMALL**  
CT 3384-15

**DIMENSIONS**  
43" dia x 59"h

**WEIGHT:** 99 lbs

**ELECTRICAL**  
15 x G9 25w bulbs  
375w total - 3900 lm total  
Phase dimming

**X - SMALL**  
CT 3384-18

**DIMENSIONS**  
43" dia x 73"h

**WEIGHT:** 112 lbs

**ELECTRICAL**  
18 x G9 25w bulbs  
450w total - 4680 lm total  
Phase dimming

**SMALL**  
CT 3384-27

**DIMENSIONS**  
43" dia x 98"h

**WEIGHT:** 148 lbs

**ELECTRICAL**  
27 x G9 25w bulbs  
675w total - 7020 lm total  
Phase dimming

**MEDIUM**  
CT 3384-35

**DIMENSIONS**  
45" dia x 118"h

**WEIGHT:** 176 lbs

**ELECTRICAL**  
35 x G9 25w bulbs  
875w total - 9100 lm total  
Phase dimming

**LARGE**  
CT 3384-44

**DIMENSIONS**  
45" dia x 161"h

**WEIGHT:** 220 lbs

**ELECTRICAL**  
44 x G9 25w bulbs  
1100w total - 11440 lm total  
Phase dimming

Made in 2 parts

**DISTRIBUTED BY COLLECTIVE FORM**

8655 Holloway Plaza Drive. West Hollywood, CA 90069 | 323.739.5462 | [www.seripamerica.com](http://www.seripamerica.com)

Glass Colors



06



10



37

- 06 - Bright Gold
- 10 - Clear
- 37 - White

Metal Finishes



FO



FO/PB



FP



FP/PB



CO

- FO - Antique Gold (with Brown Patina)
- FO/PB - Bright Gold (with White Patina)
- FP - Antique Silver (Brown Patina Undercoat)
- FP/PB - Bright Silver (White Patina Undercoat)
- CO - Copper
- CH - Lead
- PL - Palladium
- PR - Black
- RO - Rose Gold
- TA - Talha (Brown with randomly applied gold leaf and with a clear coat finish)



CH



PL



PR



RO



TA

All the glass models are design by Serip, they are unique and exclusively handmade produced for them. For this reason, there is the possibility of variation in measures, weight colour and shape represented in this schematics, establishing a unique and prestigious feature of the glass handwork art.