



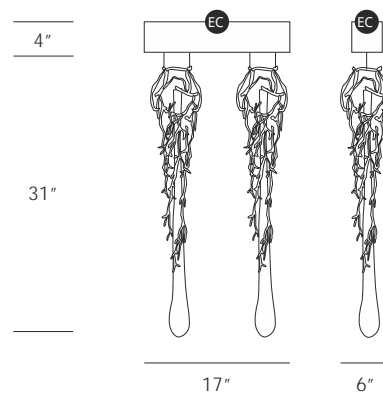
## LIQUID DOUBLE CHANDELIER

**CODE**  
CT3313-2

**DIMENSIONS**  
 FIXTURE: 17" w x 6" d x 31" h  
 MIN SAFE OAH: 37"  
 MAX OAH: 152"

**WEIGHT**  
13lbs

**ELECTRICAL**  
 2 x GU10 - 50w each - 100w total  
 2 x ± 350lm each - ± 700 lumens total  
 Dimmable by Phase-dimming



Due to the smooth texture of the canopy, base patina coat will not be applied.

EC Electrical Connection

**DISTRIBUTED BY COLLECTIVE FORM**








8655 Holloway Plaza Drive. West Hollywood, CA 90069 | 323.739.5462 | [www.seripamerica.com](http://www.seripamerica.com)

# LIQUID COLLECTION

## Glass Colors

									04 - Honey 06 - Bright Gold 08 - Red 10 - Clear 14 - Black 15 - Purple 16 - Brown 17 - Opal <b>18 - Pistachio</b> 20 - Beije 21 - Ochre 22 - Ruby 23 - Venturini 24 - Lind Green 25 - Venturini Green 26 - Red Wine 27 - Flamingo 28 - Lilac 29 - Aubergine 32 - Lind Water 33 - Turquoise 34 - Smoked 39 - Blue Sea 41 - Grey 42 - Dark Blue 43 - Gold 44 - Silver
04	06	08	10	14	15	16	17	18	
									
20	21	22	23	24	25	26	27	28	
									
29	32	33	34	39	41	42	43	44	

## Metal Finishes

					<b>FO</b> - Antique Gold (with Brown Patina)  <b>FO/PB</b> - Bright Gold (with White Patina)  <b>FP</b> - Antique Silver (Brown Patina Undercoat)  <b>FP/PB</b> - Bright Silver (White Patina Undercoat)  <b>CO</b> - Copper  <b>CH</b> - Lead  <b>PL</b> - Palladium  <b>PR</b> - Black  <b>RO</b> - Rose Gold  <b>TA</b> - Talha (Brown with randomly applied gold leaf and with a clear coat finish)
FO	FO/PB	FP	FP/PB	CO	
					
CH	PL	PR	RO	TA	

All the glass models are design by Serip, they are unique and exclusively handmade produced for them. For this reason, there is the possibility of variation in measures, weight colour and shape represented in this schematics, establishing a unique and prestigious feature of the glass handwork art.