



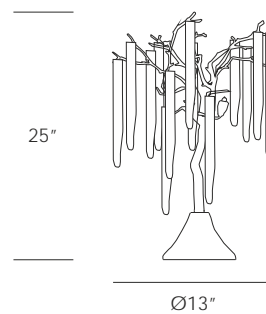
GLAMOUR TABLE LAMP

CODE
6006

DIMENSIONS
13" dia x 25" h

WEIGHT
13lbs

ELECTRICAL
2 x G9 - 40w each - 80w total
2 x ± 450lm each - ± 900 lumens total
Dimmable by Phase-dimming



DISTRIBUTED BY COLLECTIVE FORM










8655 Holloway Plaza Drive. West Hollywood, CA 90069 | 323.739.5462 | www.seripamerica.com

Glass Colors

										
04	06	09	10	13	14	15	16	17	18	
										
20	21	22	23	24	25	26	27	28	29	
										
32	33	34	39	41	42	43	44	08		

- 04 - Honey
- 06 - Bright Gold
- 09 - Blue
- 10 - Clear
- 13 - Yellow
- 14 - Black
- 15 - Purple
- 16 - Brown
- 17 - Opal
- 18 - Pistachio
- 20 - Beije
- 21 - Ochre
- 22 - Ruby
- 23 - Venturini
- 24 - Lind Green
- 25 - Venturini Green
- 26 - Red Wine
- 27 - Flamingo
- 28 - Lilac
- 29 - Aubergine
- 32 - Lind Water
- 33 - Turquoise
- 34 - Smoked
- 39 - Blue Sea
- 41 - Grey
- 42 - Dark Blue
- 43 - Gold
- 44 - Silver
- 45 - Cherry

Metal Finishes

					
FO	FO/PB	FP	FP/PB	CO	
					
CH	PL	PR	RO	TA	

- FO - Antique Gold (with Brown Patina)
- FO/PB - Bright Gold (with White Patina)
- FP - Antique Silver (Brown Patina Undercoat)
- FP/PB - Bright Silver (White Patina Undercoat)
- CO - Copper
- CH - Lead
- PL - Palladium
- PR - Black
- RO - Rose Gold
- TA - Talha (Brown with randomly applied gold leaf and with a clear coat finish)

All the glass models are design by Serip, they are unique and exclusively handmade produced for them. For this reason, there is the possibility of variation in measures, weight colour and shape represented in this schematics, establishing a unique and prestigious feature of the glass handwork art.