



GLAMOUR HORIZONTAL CHANDELIER

CODE

CT3374-10

DIMENSIONS

FIXTURE: 55" w x 20" d x 22" h

MIN SAFE OAH: 22"

MAX OAH: 132"

WEIGHT

60lbs

ELECTRICAL

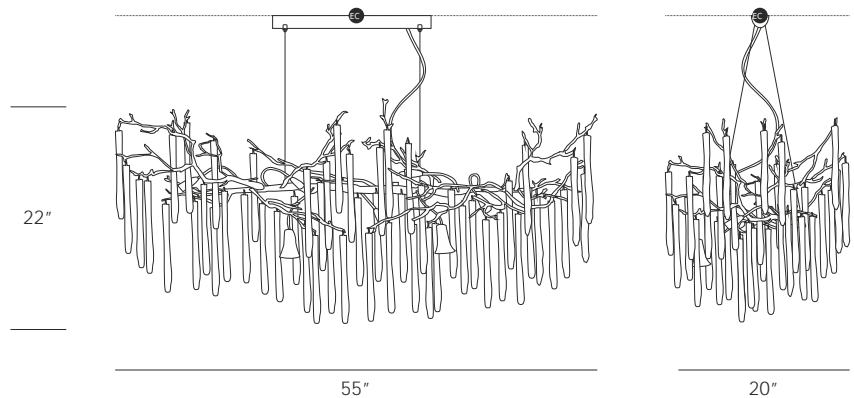
8 x G9 - 40w each - 320w total

8 x \pm 450lm each - \pm 3600 lumens total AND

2 x GU10 - 50w each - 100w total

2 x \pm 350lm each - \pm 700 lumens total

Dimmable by Phase-dimming



EC Electrical Connection

DISTRIBUTED BY COLLECTIVE FORM










8655 Holloway Plaza Drive. West Hollywood, CA 90069 | 323.739.5462 | www.seripamerica.com

Glass Colors

									
04	06	09	10	13	14	15	16	17	18
									
20	21	22	23	24	25	26	27	28	29
									
32	33	34	39	41	42	43	44	08	

- 04 - Honey
- 06 - Bright Gold
- 09 - Blue
- 10 - Clear
- 13 - Yellow
- 14 - Black
- 15 - Purple
- 16 - Brown
- 17 - Opal
- 18 - Pistachio
- 20 - Beije
- 21 - Ochre
- 22 - Ruby
- 23 - Venturini
- 24 - Lind Green
- 25 - Venturini Green
- 26 - Red Wine
- 27 - Flamingo
- 28 - Lilac
- 29 - Aubergine
- 32 - Lind Water
- 33 - Turquoise
- 34 - Smoked
- 39 - Blue Sea
- 41 - Grey
- 42 - Dark Blue
- 43 - Gold
- 44 - Silver
- 45 - Cherry

Metal Finishes

				
FO	FO/PB	FP	FP/PB	CO
				
CH	PL	PR	RO	TA

- FO - Antique Gold (with Brown Patina)
- FO/PB - Bright Gold (with White Patina)
- FP - Antique Silver (Brown Patina Undercoat)
- FP/PB - Bright Silver (White Patina Undercoat)
- CO - Copper
- CH - Lead
- PL - Palladium
- PR - Black
- RO - Rose Gold
- TA - Talha (Brown with randomly applied gold leaf and with a clear coat finish)

All the glass models are design by Serip, they are unique and exclusively handmade produced for them. For this reason, there is the possibility of variation in measures, weight colour and shape represented in this schematics, establishing a unique and prestigious feature of the glass handwork art.