



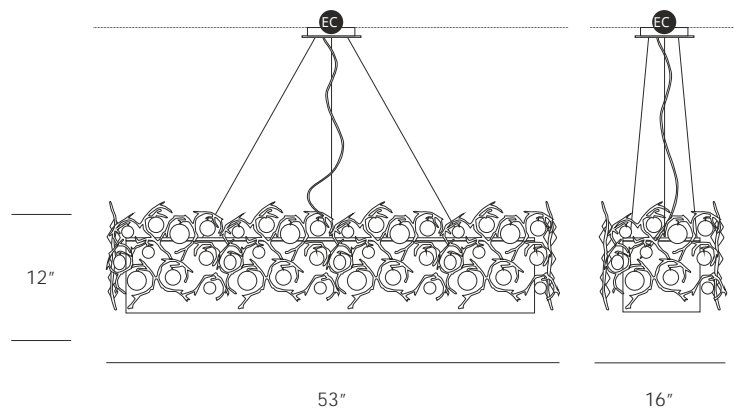
DIAMOND RECTANGULAR LARGE CHANDELIER

CODE
CT3251-16

DIMENSIONS
FIXTURE: 53" w x 16" d x 12" h
MIN SAFE OAH: 28"
MAX OAH: 126"

WEIGHT
53lbs

ELECTRICAL
16 x G9 - 40w each - 640w total
16 x ± 450lm each - ± 7200 lumens total
Dimmable by Phase-dimming




EC Electrical Connection

DISTRIBUTED BY COLLECTIVE FORM

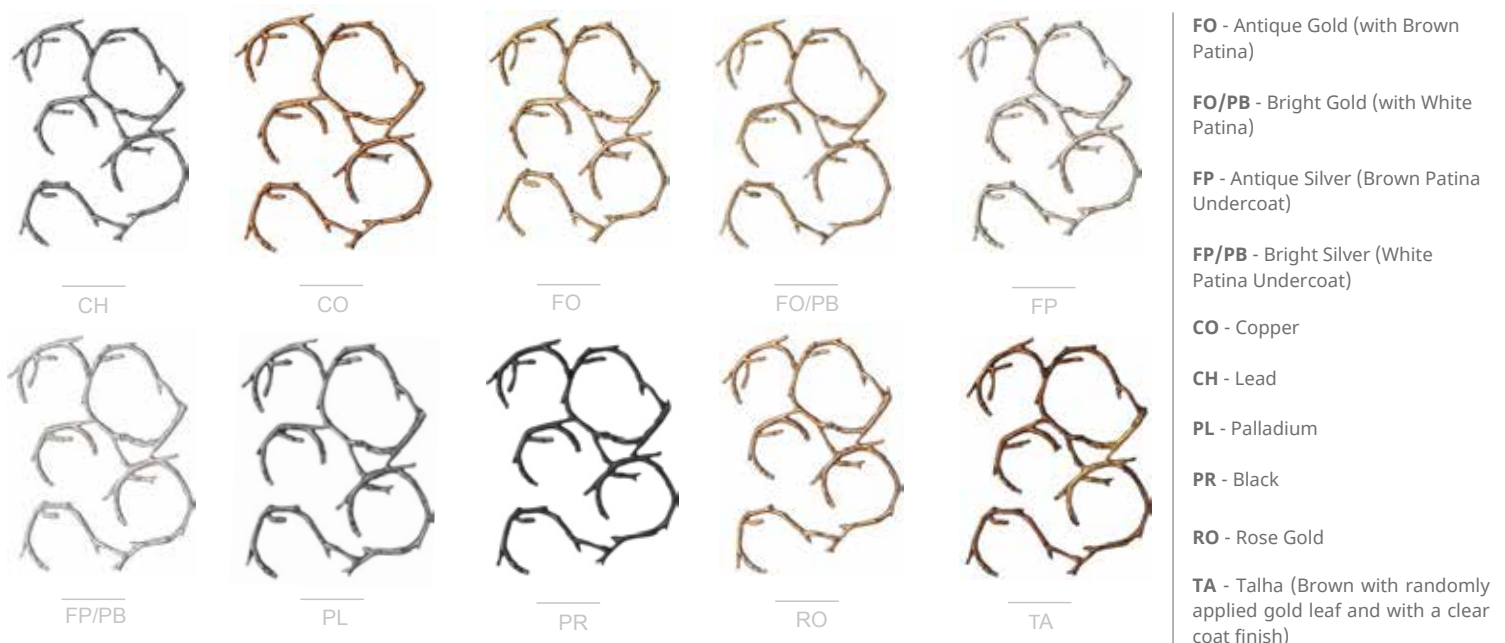
8655 Holloway Plaza Drive, West Hollywood, CA 90069 | 323.739.5462 | www.seripamerica.com

DIAMOND COLLECTION

Glass Colors



Metal Finishes



All the glass models are design by Serip, they are unique and exclusively handmade produced for them. For this reason, there is the possibility of variation in measures, weight colour and shape represented in this schematics, establishing a unique and prestigious feature of the glass handwork art.