



## DIAMOND CYLINDRICAL 4-TIER CHANDELIER

### CODE

CT3308-36

### DIMENSIONS

FIXTURE: 22" dia x 124" h

MIN SAFE OAH: 139"

MAX OAH: 148"

### WEIGHT

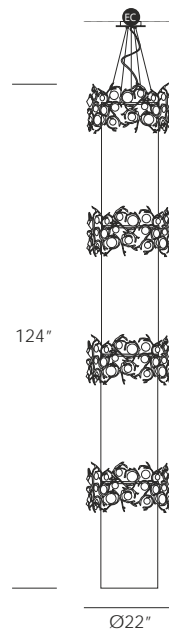
122lbs

### ELECTRICAL

36 x G9 - 40w each - 1440w total

36 x ± 450lm each - ± 16200 lumens total

Dimmable by Phase-dimming




EC Electrical Connection

DISTRIBUTED BY COLLECTIVE FORM

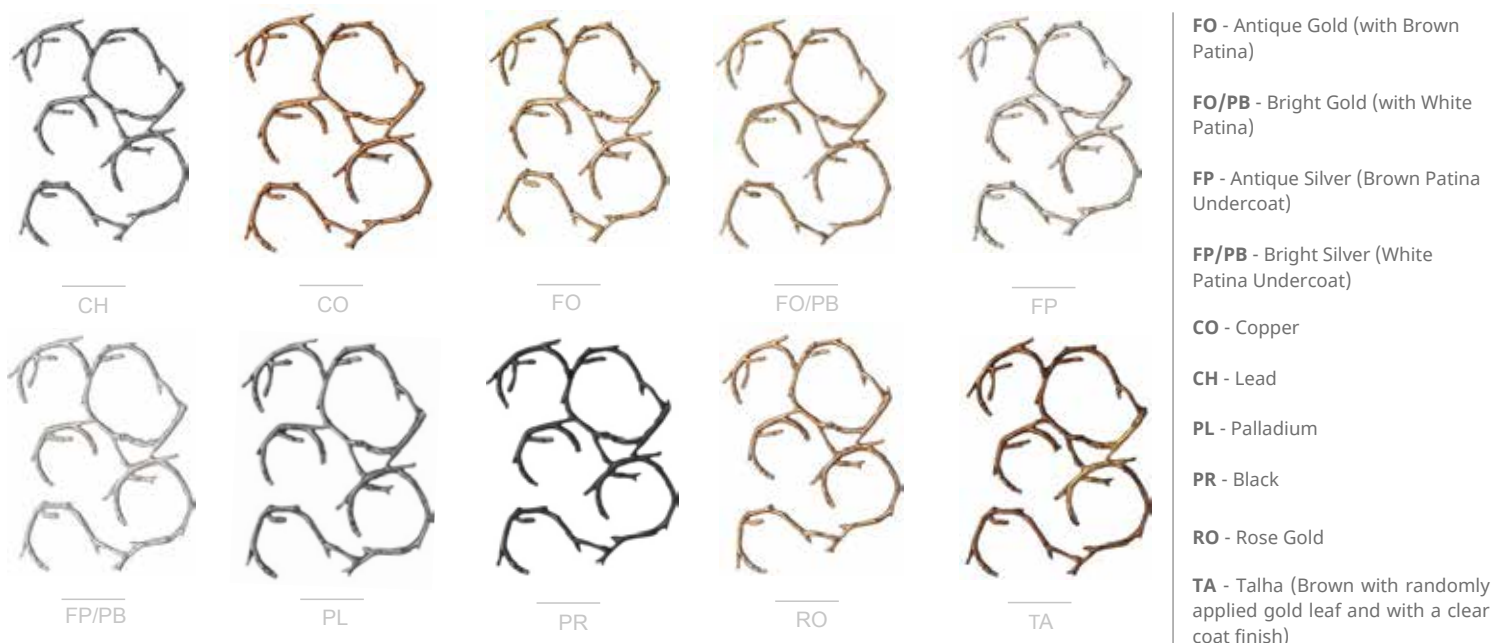
8655 Holloway Plaza Drive. West Hollywood, CA 90069 | 323.739.5462 | www.seripamerica.com

# DIAMOND COLLECTION

## Glass Colors



## Metal Finishes



All the glass models are design by Serip, they are unique and exclusively handmade produced for them. For this reason, there is the possibility of variation in measures, weight colour and shape represented in this schematics, establishing a unique and prestigious feature of the glass handwork art.