



CORAL EMPIRE SMALL CHANDELIER

CODE

CT3300-12

DIMENSIONS

FIXTURE: 33" dia x 43" h

MIN SAFE OAH: 45"

MAX OAH: 161"

WEIGHT

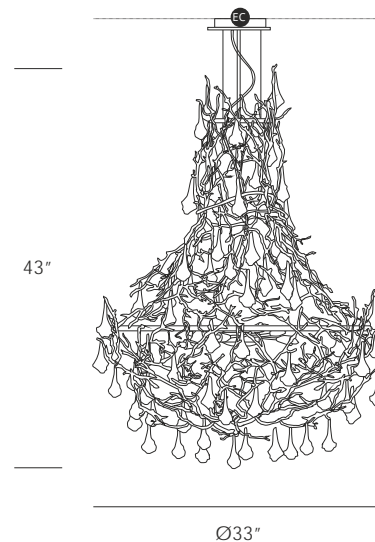
71lbs


ELECTRICAL

12 x G9 - 40w each - 480w total

12 x ± 450lm each - ± 5400 lumens total

Dimmable by Phase-dimming



 Electrical Connection

DISTRIBUTED BY COLLECTIVE FORM


8655 Holloway Plaza Drive, West Hollywood, CA 90069 | 323.739.5462 | www.seripamerica.com

Glass Colors



10 - Clear

Metal Finishes



- FO** - Antique Gold (with Brown Patina)
- FO/PB** - Bright Gold (with White Patina)
- FP** - Antique Silver (Brown Patina Undercoat)
- FP/PB** - Bright Silver (White Patina Undercoat)
- CO** - Copper
- CH** - Lead
- PL** - Palladium
- PR** - Black
- RO** - Rose Gold
- TA** - Talha (Brown with randomly applied gold leaf and with a clear coat finish)

All the glass models are design by Serip, they are unique and exclusively handmade produced for them. For this reason, there is the possibility of variation in measures, weight colour and shape represented in this schematics, establishing a unique and prestigious feature of the glass handwork art.