




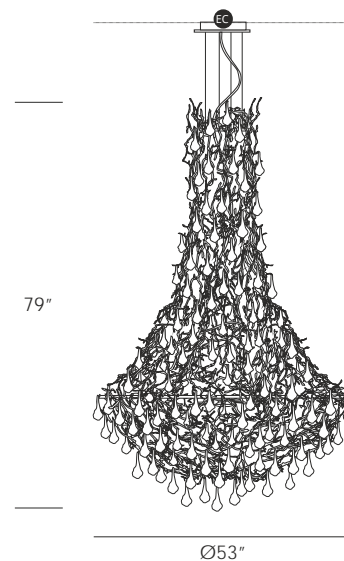
## CORAL EMPIRE LARGE CHANDELIER

**CODE**  
CT3379-34

**DIMENSIONS**  
FIXTURE: 53" dia x 79" h  
MIN SAFE OAH: 81"  
MAX OAH: 199"

**WEIGHT**  
165lbs

**ELECTRICAL**   
34 x G9 - 40w each - 1360w total  
34 x ± 450lm each - ± 15300 lumens total  
Dimmable by Phase-dimming



EC Electrical Connection

**DISTRIBUTED BY COLLECTIVE FORM**


8655 Holloway Plaza Drive, West Hollywood, CA 90069 | 323.739.5462 | [www.seripamerica.com](http://www.seripamerica.com)

Glass Colors



10 - Clear

Metal Finishes



- FO** - Antique Gold (with Brown Patina)
- FO/PB** - Bright Gold (with White Patina)
- FP** - Antique Silver (Brown Patina Undercoat)
- FP/PB** - Bright Silver (White Patina Undercoat)
- CO** - Copper
- CH** - Lead
- PL** - Palladium
- PR** - Black
- RO** - Rose Gold
- TA** - Talha (Brown with randomly applied gold leaf and with a clear coat finish)

All the glass models are design by Serip, they are unique and exclusively handmade produced for them. For this reason, there is the possibility of variation in measures, weight colour and shape represented in this schematics, establishing a unique and prestigious feature of the glass handwork art.