



## CORAL DEMILUNE SCONCE

### CODE

AP1442-2

### DIMENSIONS

20" w x 10" d x 13" h

### WEIGHT

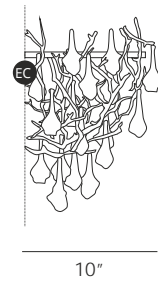
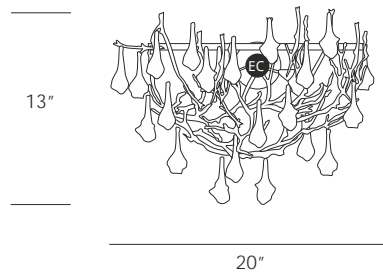
9lbs

### ELECTRICAL

2 x G9 - 40w each - 80w total

2 x ± 450lm each - ± 900 lumens total

Dimmable by Phase-dimming




Glass Colors



10 - Clear

Metal Finishes



- FO** - Antique Gold (with Brown Patina)
- FO/PB** - Bright Gold (with White Patina)
- FP** - Antique Silver (Brown Patina Undercoat)
- FP/PB** - Bright Silver (White Patina Undercoat)
- CO** - Copper
- CH** - Lead
- PL** - Palladium
- PR** - Black
- RO** - Rose Gold
- TA** - Talha (Brown with randomly applied gold leaf and with a clear coat finish)

All the glass models are design by Serip, they are unique and exclusively handmade produced for them. For this reason, there is the possibility of variation in measures, weight colour and shape represented in this schematics, establishing a unique and prestigious feature of the glass handwork art.