




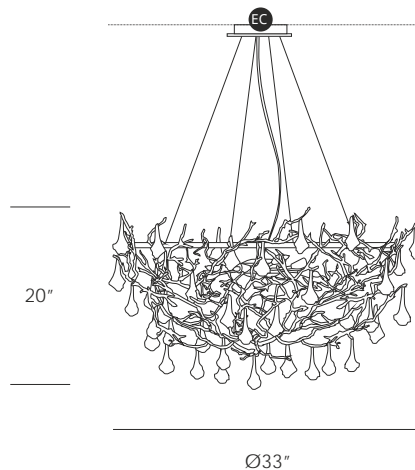
CORAL DEMILUNE CHANDELIER


CODE
CT3301-12

DIMENSIONS
FIXTURE: 33" dia x 20" h
MIN SAFE OAH: 30"
MAX OAH: 130"

WEIGHT
40lbs

ELECTRICAL 
12 x G9 - 40w each - 480w total
12 x ± 450lm each - ± 5400 lumens total
Dimmable by Phase-dimming



 Electrical Connection

DISTRIBUTED BY COLLECTIVE FORM


8655 Holloway Plaza Drive. West Hollywood, CA 90069 | 323.739.5462 | www.seripamerica.com

Glass Colors



10 - Clear

Metal Finishes



- FO** - Antique Gold (with Brown Patina)
- FO/PB** - Bright Gold (with White Patina)
- FP** - Antique Silver (Brown Patina Undercoat)
- FP/PB** - Bright Silver (White Patina Undercoat)
- CO** - Copper
- CH** - Lead
- PL** - Palladium
- PR** - Black
- RO** - Rose Gold
- TA** - Talha (Brown with randomly applied gold leaf and with a clear coat finish)

All the glass models are design by Serip, they are unique and exclusively handmade produced for them. For this reason, there is the possibility of variation in measures, weight colour and shape represented in this schematics, establishing a unique and prestigious feature of the glass handwork art.