




PHOTO FOR ILLUSTRATION PURPOSES ONLY - LARGE SHOWN

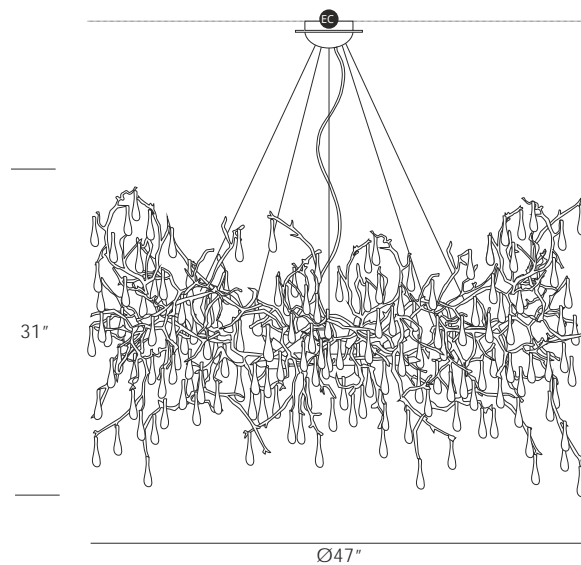
## BIJOUT MEDIUM CHANDELIER


**CODE**  
CT3315-19

**DIMENSIONS**  
FIXTURE: 47" dia x 31" h  
MIN SAFE OAH: 37"  
MAX OAH: 134"

**WEIGHT**  
57lbs

**ELECTRICAL**   
18 x G9 - 40w each - 720w total  
18 x ± 450lm each - ± 8100 lumens total  
Dimmable by Phase-dimming



 Electrical Connection









**DISTRIBUTED BY COLLECTIVE FORM**

8655 Holloway Plaza Drive, West Hollywood, CA 90069 | 323.739.5462 | [www.seripamerica.com](http://www.seripamerica.com)

Glass Colors

										04 - Honey
04	05	06	10	13	14	15	16	17	18	05 - Gold Leaf
										06 - Bright Gold
20	21	22	23	24	25	26	27	28	29	10 - Clear
										13 - Yellow
32	33	34	36	39	41	42	43	44	45	14 - Black
										15 - Purple
										16 - Brown
										17 - Opal
										18 - Pistachio
										20 - Beije
										21 - Ochre
										22 - Ruby
										23 - Venturini
										24 - Lind Green
										25 - Venturini Green
										26 - Red Wine
										27 - Flamingo
										28 - Lilac
										29 - Aubergine
										32 - Lind Water
										33 - Turquoise
										34 - Smoked
										36 - Amber Gold Leaf
										39 - Blue Sea
										41 - Grey
										42 - Dark Blue
										43 - Gold
										44 - Silver
										45 - Cherry

Metal Finishes

					FO - Antique Gold ( with Brown Patina)
FO	FO/PB	FP	FP/PB	CO	FO/PB - Bright Gold ( with White Patina)
					FP - Antique Silver (Brown Patina Undercoat)
CH	PL	PR	RO	TA	FP/PB - Bright Silver (White Patina Undercoat)
					CO - Copper
					CH - Lead
					PL - Palladium
					PR - Black
					RO - Rose Gold
					TA - Talha (Brown with randomly applied gold leaf and with a clear coat finish)

All the glass models are design by Serip, they are unique and exclusively handmade produced for them. For this reason, there is the possibility of variation in measures, weight colour and shape represented in this schematics, establishing a unique and prestigious feature of the glass handwork art.