

spa
MEDILUXE

We all need moments dedicated to ourselves

BEAUTY TREATMENTS TO ENJOY IN YOUR HOME
We define a new quality of skin, hair and nail care.



MEDILUXE

invites you to escape from haste and stress, to a trip to a land of luxury, in which our Beauty Treatments will give you not only a good, healthy and young look, but also relaxation, relaxation and well-being.

Each of the treatments specially prepared to perform them at home, is completely safe, easy to apply and offers effects comparable to the professional treatments performed by specialists in beauty salons.

MEDILUXE is defined by its 10 years of experience, by passionate people with many years of practice, and also for knowledge and commitment of the scientific authorities and the leading experts who collaborate with us. All this, together with recommendations from recognized people, certified research, numerous awards received and above all, opinions and positive suggestions from thousands of our satisfied customers: they guarantee the quality and effectiveness of our products. and the certainty of obtaining the expected effects of its use.



spa
MEDILUXE




BEAUTY CATALOG

specially prepared for you

To choose a suitable treatment, we invite you to contact us and make free consultations to know your needs, evaluate the state of your skin and propose an individual treatment program, according to your expectations and budget.

spa
MEDILUXE





FACE, NECK, NECKLINE:

- Collagen with Gold Treatment
- Collagen Rejuvenating Treatment
- Moisturizing Treatment
- Ritual for a Problem Complexion
- Eye Contour Rejuvenation



BODY:

- Anti-Aging Ritual - Collagen Moisturizer
- Anti-cellulite Ritual - Slimming



HANDS AND FEET:


- Beautiful Hands Ritual
- Beautiful Feet Ritual



HAIR:

- Hair Renewing Routine
- Hair Loss Treatment





INDICATIONS:

- Skin with visible signs of aging
- Skin with first signs of aging
- Photo aging
- Dehydration and dry skin
- Pigmentation changes
- Dilated capillaries
- Grayish color or irregular skin tone
- Reduced skin resistance

EFFECT:

- Firming action
- Hydration
- Restoration of skin comfort
- Smoothing action
- Wrinkle leveling
- Inflammation reduction
- Fading reduction
- Protection against external factors
- Reduced pore size and visibility
- Reduction of sebum secretion

PRODUCTS:

1. Collagen Wash Gel
2. Atelowater with Collagen & Vitamin C
3. Atelocollagen with Gold
4. Atelocream facial MC2
5. Overnight Mask



**MORNING DAILY FACIAL CARE**

1. Clean the skin with the Collagen Wash Gel by applying it with a cotton pad. Repeat the operation until the cotton is clean. Rinse your face with water and dry it with a towel.
2. Apply the Atelowater with Collagen & Vitamin C on the skin, taking care that the preparation does not come into contact with the eyes, do not dry the skin!
3. Apply 2-3 servings of Atelocollagen with Gold on wet skin, massage until it is fully absorbed, including the eye area.
4. Next, apply the Atelocream MC2, massage it well into the skin.

**DAILY NIGHT FACIAL CARE**

1. Clean and moisturize the skin following points 1 and 2 of the previous section, and then apply Atelocollagen with Gold, according to point 3.
2. On the prepared skin, apply 2 portions of Overnight Mask, massage them well.

**ADVISES**

In case of skins with visible signs of aging:

- Apply a greater amount of Overnight Mask twice a week, 8 servings.
- Spread it well, wait about 15 minutes for it to be absorbed and then massage the residue into the skin. Do not rinse your face with water later!

In case of skin with first signs of aging, it is enough to:

- Apply Atelocollagen with Gold once a day, at night.
- once a week, apply a larger amount of Overnight Mask

**Duration:** 8-12 minutes**Frequency:** 1-2 times a day**Product performance:** 80 applications**Routine Cost:** 35 AED**Total Cost of the Products:** 2,805 AED plus a complement: an elegant cosmetic bag

COLLAGEN REJUVENATING ROUTINE



INDICATIONS:

- sagging skin
- mimic wrinkles
- dry and rough complexion
- complexion off
- photo aging
- dilated capillaries
- erythema
- pigmentation changes

EFFECT:

- thickening of the skin
- regeneration
- skin firming
- soothing action and irritation relief
- strengthening of blood vessels
- color unification
- wrinkle smoothing
- protection against external factors
- reduction of the size of the dilated pores

PRODUCTS:






1. Collagen Wash Gel
2. Collagen Face Mist with Vitamin C
3. Collagen Face Serum with 24k Gold
4. Blue Diamond Cream



STEP BY STEP ROUTINE:

1. Wash the skin with the Collagen Wash Gel, then rinse it well with water and dry it with a towel.
2. Apply an abundant amount of Collagen Face Mist with Vitamin C on the skin, taking care that the preparation does not come into contact with the eyes, do not dry the skin!
3. Apply two servings of Collagen Face Serum with 24k Gold on damp skin and massage until completely absorbed, including the eye area.
4. Apply the Blue Diamond Cream and massage it well on the skin.



-  **Duration:** 8 minutes
-  **Frequency:** 2 times a day
-  **Product performance:** 60 applications
-  **Routine Cost:** 33 AED
-  **Total Cost of the Products:** 2,009 AED



INDICATIONS:

- dry skin with a tendency to wrinkle
- fine lines and wrinkles
- minor changes in skin pigmentation
- protection against oxidative stress

EFFECT:

- hydration
- skin color alignment
- smoothing minor wrinkles
- smoothing
- skin softener
- strengthening of blood vessels
- protection against external factors



PRODUCTS:

- Collagen Wash Gel
- Collagen Face Mist with Vitamin C
- Collagen Face Serum with 24k Gold
- Face Atelocream MC2



1. Wash the skin with the Collagen Wash Gel, then rinse it well with water and dry it with a towel.
2. Apply the Collagen Face Mist with Vitamin C on the skin, taking care that the preparation does not come into contact with the eyes, do not dry the skin!
3. Apply two servings of Collagen Face Serum with 24k Gold on damp skin and massage until completely absorbed, including the eye area.
4. Apply Atelocream MC2 and massage it well into the skin.



-  **Duration:** 8 minutes
-  **Frequency:** 2 times a day
- +** **Product performance:** 80 applications
- \$** **Routine Cost:** 24 AED
- \$** **Total Cost of the Products:** 1,935 AED

ROUTINE FOR A PROBLEMATIC CUTIS



INDICATIONS:

- teenage and adult acne
- face skin with visible signs of aging
- face skin with first signs of aging
- scars and post-acne spots
- photo aging
- dry and dehydrated skin
- pigmentation changes
- dilated blood vessels
- grayish color or irregular skin tone
- reduced skin resistance

EFFECT:

- skin tone matched
- skin discoloration rinse
- inflammation reduction
- control in sebum secretion
- skin smoothing
- wrinkle reduction
- protection against external factors

PRODUCTS:

1. Collagen Wash Gel
2. Make-up Remover
3. Collagen Face Mist with Vitamin C
4. Natural Collagen Platinum 50 ml
5. Face Atelocream MC2
6. Overnight AteloMask



**MORNING DAILY FACIAL CARE**

1. Wash the skin with the Collagen Wash Gel, then rinse it well with water and dry it with a towel.
2. Apply the Make-up Remover with a cotton all over your face, as if it were a tonic.
3. Apply Collagen Face Mist with Vitamin C taking care that the preparation does not come into contact with the eyes, do not dry the skin!
4. Apply two pumbs of Natural Collagen Platinum on wet skin and massage until completely absorbed, including the eye area.
5. Apply Face Atelocream MC2 and massage it well into the skin.

**DAILY NIGHT FACIAL CARE**

1. Clean and moisturize the skin according to points 1, 2 and 3 of the previous routine, and then apply the Natural Collagen Platinum following the indications of point 4.
2. Apply 2 servings of Overnight AteloMask to a well-prepared skin and massage it well into the skin.

**ADVISE**

Apply a greater amount of Overnight AteloMask twice a week, 8 servings. Spread it well, wait about 15 minutes for it to be absorbed and then massage the residue into the skin.

Do not rinse your face with water later!

**Duration:** 8 - 12 minutes**Frecuencia:** 2 times a day**Product performance:** 60 applications**Routine Cost:** 45 AED**Total Cost of the Products:** 2,722 AED

REJUVENATING ROUTINE FOR EYE CONTOUR



INDICATIONS:

- dark circles and bags
- fine lines and wrinkles
- mimic wrinkles
- dry and dehydrated skin

EFFECT:

- reduction of dark circles
- bag reduction
- look lighting
- wrinkle smoothing
- skin regeneration
- improvement in hydration

PRODUCTS:



1. Collagen Wash Gel
2. Collagen Face Serum with 24k Gold
3. Eye Contour Elixir



STEP BY STEP ROUTINE:

1. Wash the skin with the Collagen Wash Gel, then rinse it well with water and dry it with a towel.
2. Gently moisten the eye contour area with water, apply a portion of Collagen Face Serum with 24k Gold and then massage until fully absorbed, starting with the skin under the eyes.
3. Apply a thin layer of the Eye Contour Elixir, spreading it well on the skin under the eyes. Spread the rest of the product evenly over the upper eyelid.



-  **Duration:** 6 minutes
-  **Frequency:** 2 times a day
- +** **Product performance:** 60 applications
- \$** **Routine Cost:** 23 AED
- \$** **Total Cost of the Products:** 1,390 AED



INDICATIONS:

- sagging skin
- dryness and roughness of the skin
- dilated blood vessels
- eczema
- calluses

EFFECT:

- firming
- straightener
- restoration of well-being
- improvement in skin elasticity
- soothing irritation
- moisturizing
- blood vessel strengthener

INDICATIONS:

1. Collagen Wash Gel
2. Natural Collagen Silver 100 ml
3. Body Balm Herbaceum



1. Wash the body with the Collagen Wash Gel, then rinse it well with water.
2. Exfoliate with a paste made of baking soda mixed with a little water, then rinse the body thoroughly.
3. On wet skin, apply Natural Collagen Silver by massaging it on the skin or patting evenly.
4. As a last step, apply the Body Balm Herbaceum.



Duration: 20 minutes



Frequency: 1 time a day / exfoliating 2 times a week



Product performance: 50 applications



Routine Cost: 22 AED



Total Cost of the Products: 1,098 AED



INDICATIONS:

- unevenly distributed fatty tissue
- cellulite
- swelling and lymphatic stasis
- dry and cracked skin
- dilated blood vessels
- wrinkles and sagging skin

EFFECT:

- regeneration
- firming
- cellulite reduction
- slender silhouette
- swelling reduction
- smoothing
- improvement in skin elasticity
- improvement in skin color

PRODUCTS:

1. Collagen Wash Gel
2. Pearl Atelocollagen
3. Slimming Serum



STEP BY STEP ROUTINE:

1. Wash the body with the Collagen Wash Gel, then rinse it well with water.
2. Prepare a natural coffee scrub with the help of the following recipe: Put about half a cup of coffee in a bowl, pour boiling water just above the coffee level, wait for about 10 minutes and then remove the excess water. With the paste obtained, massage the body with circular movements for a few minutes, then rinse everything in the shower.
3. Massage the still moist body, with the Pearl Atelocollagen, until the product is completely absorbed into the skin.
4. As a last step, apply and massage the Slimming Serum.

! ADVISE

To optimize the effects of the treatment and obtain a fast and effective penetration of the active ingredients in the deep parts of the skin, we recommend:

- After applying the Slimming Serum, wrap the body with an elastic paper and then lie down covering yourself with a warm blanket for 20-30 minutes.
- If possible, make use of the sauna before applying the Pearl Atelocollagen and the Slimming Serum



Duration: 20 - 50 minutes



Frequency: 1 time a day / exfoliating 2 times a week



Product performance: 50 applications



Routine Cost: 28 AED



Total Cost of the Products: 1,411 AED



INDICATIONS:

- dry and cracked skin
- spots
- dry and cracked cuticles

EFFECT:

- straightener
- regenerating
- moisturizing
- spot reduction
- improvement in skin and nail color

PRODUCTS:



1. Colaceum
2. Natural Collagen Silver 100 ml
3. Body Balm Herbaceum



STEP BY STEP ROUTINE:

1. Prepare a hand scrub by mixing Colaceum with brown sugar. With this peel, massage your hands with circular movements, exfoliating the callous epidermis. Clean your hands well with water.
2. On wet hands, apply Natural Collagen Silver and massage until completely absorbed.
3. Then apply Body Balm Herbaceum and massage it on the hands.



-  **Duration:** 15 minutes
-  **Frequency:** 1 time a week
- +** **Product performance:** 100 applications
- \$** **Routine Cost:** 10 AED
- \$** **Total Cost of the Products:** 1,006 AED



INDICATIONS:

- dry and cracked skin
- spots
- dry and cracked cuticles
- dry and cracked heels

EFFECT:

- straightener
- regenerator
- softener
- nutritious
- pain relieving
- restoration of well-being

PRODUCTS:





1. Colaceum
2. Natural Collagen Silver 100 ml
3. Body Balm Herbaceum



STEP BY STEP ROUTINE:

1. Prepare a foot scrub by mixing Colaceum with sea salt. With this peel, massage the feet with circular movements, exfoliating the callous epidermis. Clean your feet well with water.
2. On wet feet, apply Natural Collagen SILVER and massage until completely absorbed.
3. Then apply Body Balm Herbaceum and massage it on the feet.



-  **Duration:** 15 minutes
-  **Frequency:** 1 time a week
- +** **Product performance:** 100 applications
-  **Routine Cost:** 10 AED
-  **Total Cost of the Products:** 1,006 AED

**INDICATIONS:**

- dyed or colored hair
- curly and dry hair
- hair damaged by chemical treatments
- brittle and hard to handle hair
- psoriasis or other diseases of the scalp

EFFECT:

- hair structure straightening
- nutritious
- moisturizing
- brightness restoration
- improvement in hair styling
- soothes scalp irritation





PRODUCTS:

1. Thickening Shampoo
2. Colaceum
3. Thickening Conditioner



1. Wash the hair with the Thickening Shampoo, repeat the action and then gently dry the hair with a towel.
2. Place the Colaceum in the water at approximately 50 ° so that it becomes liquid. Apply Colaceum on the hair and massage it together with the scalp. It is advisable to comb the hair with a wide comb so that the Colaceum spreads better throughout the hair.
3. Put on a cap and heat it with a dryer for about 10 minutes. Keep your hair in the cap until it cools.
4. Take off your cap and apply the Thickening Conditioner on the hair. Massage the hair until the Thickening Conditioner is completely mixed with Colaceum. Leave it on for about 5 minutes.
5. Wash your hair with the Thickening Shampoo. Repeat the action.
6. Dry your hair and enjoy its perfect condition.



-  **Duration:** 40 minutes
-  **Frequency:** 2 times a month
- +** **Product performance:** 4 applications
-  **Routine Cost:** 180 AED
-  **Total Product Cost:** 731 AED

**INDICATIONS:**

- weakened hair after pregnancy
- periodic increase in hair loss
- premature baldness
- weak and brittle hair

EFFECTS:

- hair follicle nutrition
- stimulation of bulbs for growth
- density
- reduction of hair loss
- regeneration of hair structure

PRODUCTS:

1. Thickening Shampoo
2. Thickening Conditioner
3. Natural Collagen Graphite 100 ml



1. Wash the hair with the Thickening Shampoo, repeat the action and then gently dry the hair with a towel.
2. Apply the Thickening Conditioner on the hair and scalp. Comb the hair with a wide comb to extend the Thickening Conditioner well throughout the hair. Let it act for a few minutes.
3. and then rinse it well with water.
4. Dry the hair gently with a towel and comb it.
5. Apply five pumps of the Natural Collagen Graphite on the scalp, massage it well and let it act for about five minutes. Then dry and comb your hair as usual.



-  **Duration:** 15 minutes
-  **Frequency:** minimum 2 times a week
- +** **Product performance:** 40 applications
-  **Routine Cost:** 25 AED
-  **Total Product Cost:** 1,019 AED



spa
MEDILUXE

We invite you to the world of
beauty and relaxation with
MEDILUXE

