


# little can Info

小看电子存钱罐使用须知



 PUPU  
PULA

## Thank You

Thank you for choosing PUPUPULA little can electronic piggy bank. Please read all instructions before use.

## Important Notice

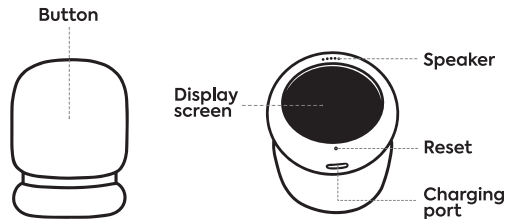
This product has a rechargeable battery; do NOT dispose in fire or use, charge or store at high temperatures.

## Safety Instructions

1. Little Can has a lithium-ion battery; do NOT dispose in fire or use, charge or store at high temperatures.
2. Inspect product to see if assembly and operation are normal; for any manufacturing defects, please contact customer service.
3. Do NOT use compressed air, steel wool, abrasive cleaners or corrosive liquid (e.g., gasoline or acetone) to clean.
4. Do NOT use if unit is damaged or broken.
5. If charging cable is damaged or broken, stop use immediately to avoid risk of electrical shock, short circuit or fire.
6. Do NOT clean under running tap or immerse in water.
7. Use only with adult supervision.

(En)

## Parts



## Use

### Charging

- Charge with charging cable and China Compulsory Certification (CCC) compliant power adapter (not included).
  - Use only 5V 1A USB power adapter.
  - Do NOT connect product to more than one power source.
- This product is not intended for use by children under 3 years old. Use only recommended power adapter. Power adapter is not a toy.
- Inspect charging cable, casing and other parts of the product for any damage. Stop using immediately if damaged. Do NOT use until repaired.
  - Full charge requires approximately 120 minutes.

Store after a full charge to prolong product life.



### Warning:

Do NOT charge longer than 6 hours. Do NOT leave unattended while charging. Unplug the adapter when not charging. When not in use for an extended period of time, recharge every 2 months to preserve battery life.

## Cleaning

Clean only when unit is turned off.  
Wipe clean with soft damp cloth and mild soapy water.

- Do NOT use hot water.



### **Warning:**

- Do NOT immerse unit in water. Wipe dry after cleaning.
- Do NOT use paint thinner, gasoline, alcohol or other chemical agents to clean.
- Do NOT wash charging cable.

## Caution

Store in a cool and dry place. Avoid long term exposure to direct sunlight or heat.

Unplug charging cable from the unit when not in use.

- Do NOT wrap cable around the unit.

Properly dispose of plastic packaging. Keep out of reach of babies and small children.



### **Warning:**

For long term storage, turn unit off. To wake up unit, rotate or push button, or gently shake unit until display screen lights up.

## Protect Our Planet

Dispose of product according to your local environmental laws and guidelines. Product parts and accessories must be recycled or disposed of separately from household waste.

## Legal Disclaimer

© PUPUPULA. All rights reserved. little can Info and Quick Guide contents are subject to change without notice.

Product, accessories and user interfaces shown in little can Info and Quick Guide are for illustration purposes only. Actual product may vary due to product enhancements.

## Specs

Product Name	Little Can Electronic Piggy Bank
Product Models	PELC01
Rated Voltage	5V~1A
Charging Time	120 Minutes
Environmental Conditions	Temperature: 0°C ~ 45°C; Humidity Level: ≤75%
Country of Origin	China
Standards	GB6675.1-2014; GB6675.2-2014; GB6675.3-2014; GB6675.4-2014; GB19865-2005

Little Can Electronic Piggy Bank	x 1
little can Info	x 1
Quick Guide	x 1
Charging Cable	x 1

## Names and Contents of Toxic or Hazardous Substances or Elements

Toxic or Hazardous Substances and Elements	Part Name				
	Display Screen	Circuit Board	Battery	Accessories	Casing
Lead (Pb)	○	○	○	○	○
Mercury (Hg)	○	○	○	○	○
Cadmium (Cd)	○	○	○	○	○
Hexavalent (CR(VI))	○	○	○	○	○
Polybrominated Biphenyl (PBB)	○	○	○	○	○
Polybrominated diphenylether (PBDE)	○	○	○	○	○

\* This table is based on SJ/T 11364-2014 regulation.

o: Indicates that this toxic or hazardous substance is under the limit of GB/T 26572-2011 standard.

x: Indicates that this toxic or hazardous substance exceeds the limit of GB/T 26572-2011 standard in at least one homogeneous material of this part.



## Warranty

The “Three Guarantees” warranty below applies only to customers of PUPUPULA little can in Mainland China. It is based on *Law of the People’s Republic of China on Protection of Consumer Rights and Interests* and *Product Quality Law of the People’s Republic of China*.

1. If product has issues described in Malfunctions Covered by Warranty and confirmed by PUPUPULA customer service center, customer enjoys free return service within 7 days of delivery for a full refund.
2. If product has issues described in Malfunctions Covered by Warranty and confirmed by PUPUPULA customer service center, customer enjoys free exchange or repair between 8-15 days of delivery.
3. If product has issues described in Malfunctions Covered by Warranty and confirmed by PUPUPULA customer service center, customer enjoys free repair service within 12 months of delivery.

Malfunctions Covered by Warranty	
Product Name	Malfunctions
Little Can Electronic Piggy Bank	Functions described in Quick Guide fail.
	When button pops up, logo does not light up.
	Button fails.
	Unable to charge.
	Product or accessories damaged in shipping.

## Not Covered Under Warranty

1. Unauthorized repair or modification, misuse, blunt force, negligence, water damage, accident, use of non-compatible accessories. Removal of or defacing label of authenticity.
2. The “Three Guarantees” warranty period has expired.
3. Damages from force majeure events.
4. Damages not listed in Malfunctions Covered by Warranty.
5. Some accessories are not repairable, i.e. charging cable. If damaged or broken, please purchase new compatible units.

For assistance, please contact PUPUPULA at support@pupupula.com or contact customer service through PUPUPULA's WeChat public account.

Manufacturer: PUPUPULA  
Address: Suite 318, No. 2 Jiu Xian Qiao S. Rd, Beijing, China

## 感谢

感谢您选购PUPUPULA Little Can小看电子存钱罐。请在使用前阅读所有说明。

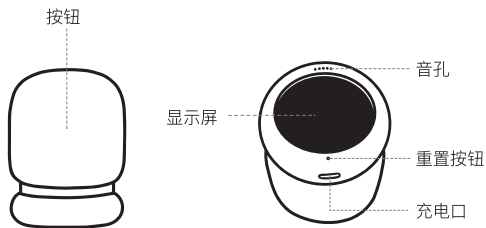
## 重要事项

本电子存钱罐内置充电电池，请不要将其丢入火中或在高温环境中充电、使用和存放。

## 安全须知

1. Little Can内置锂电池，请不要将其丢入火中或在高温环境中充电、使用和存放。
2. 在使用本产品前务必检查外观是否完好，安装是否到位，机器是否运转正常，如产品存在问题，联系售后维修。
3. 切勿使用压缩气体、钢丝绒、研磨性清洁剂或腐蚀性液体(例如：汽油或丙酮)，来清理产品。
4. 切勿在本产品损坏或断裂时使用。
5. 如发现充电线异常，应立即停止使用，否则有漏电、短路或引发火灾的风险。
6. 本产品不可以在水龙头下清洗，不可浸泡。
7. 本产品使用时，必须有监护者从旁监督，并对本产品的使用加以指导，且对使用者的安全能承担责任。

## 产品部件



## 使用

### 充电

- 将充电线连接到电子存钱罐充电接口，搭配符合国家CCC认证的正规电源变压器(需另行购买)为本产品充电。
- 请使用标有5V 1A额定值的USB充电变压器。
- 本产品不能连接到多于 1 个电源上; 本产品不得供 3 岁以下儿童使用; 本产品只能使用推荐的变压器; 变压器不是玩具。
- 必须定期检查充电线、本产品外壳和其他部件是否损坏, 发现损坏时应停止使用, 直至修复完好。
- 电量不足无法开机时, 开始充电就可以开机。
- 充满电量需要120分钟左右。

## 保养

建议每次电池电量不足时充满电后存放, 可延长产品使用寿命。

### ⚠ 注意:

充电时间不要超过6小时, 充电过程中应确保有人在场, 外出或长时间离开时请拔除电源;  
长时间不使用, 请每隔2个月充电1次, 以增强电池活性, 延长产品使用寿命。

## 清洁

请在确认关机后进行清洁。

可用蘸有自来水或者肥皂水的软布清洁机器擦拭机身, 不要使用盐水或热水。

### ⚠ 注意:

- 不要将本产品浸泡在水中。清洁完毕后, 请务必擦干。
- 请勿使用稀释剂、汽油酒精或其他化学物品。
- 切勿清洗充电线。

## 注意事项

请将本产品存放在阴凉干燥的地方, 不要将本产品存放在阳光直射或者靠近热源的地方。

存放机器时请拔出充电线。不要将充电线缠绕在机身上。  
请妥善处理本产品的包装袋, 避免婴幼儿接触引发窒息意外。

### ⚠ 注意:

- 如长期不使用本产品, 请保持关机状态存放。
- 可通过旋转、按压按钮或者摇晃本产品后屏幕是否亮起来判断存钱罐是否开启, 屏幕亮起为开启状态。

## 爱护我们的环境

弃置产品时, 请不要将其与一般生活垃圾堆放在一起, 应将其交给政府指定的回收中心。这样做有利于环保。

## 温馨提示

版权归属北京小魔怪科技有限公司，使用须知与快速指南如有改动恕不另行通知。

使用须知与快速指南中的产品、配件、用户界面等插图均为示意图，仅供参考。由于产品的更新与升级，产品实物与示意图可能略有差异，请以实物为准。

## 基本参数

产品	Little Can小看电子存钱罐
产品型号	PELC01
输入	5V=1A
充电时间	120分钟
工作环境	温度：0°C ~ 45°C； 湿度：≤75%
产地	中国
执行标准	GB6675.1-2014; GB6675.2-2014; GB6675.3-2014; GB6675.4-2014; GB19865-2005

电子存钱罐	1个 x 1
使用须知	1份 x 1
快速指南	1份 x 1
充电线	1根 x 1

## 产品中有害物质的名称及含量

有毒有害物质或元素	部件名称				
	显示屏	电路板	电池组	配件	外壳
铅(Pb)	○	○	○	○	○
汞(Hg)	○	○	○	○	○
镉(Cd)	○	○	○	○	○
六价铬(Cr(VI))	○	○	○	○	○
多溴联苯(PBB)	○	○	○	○	○
多溴二苯醚(PBDE)	○	○	○	○	○

\*本表格依据SJ/T 11364-2014的规定编制

○: 表示该有害物质在该部件所有均质材料中的含量均在GB/T 26572-2011标准的限量要求以下。

x: 表示该有害物质至少在该部件某一均质材料中的含量超出GB/T 26572-2011标准的限量要求。



## 产品保修说明

以下仅适用于中国大陆地区用户 PUPUPULA Little Can产品售后服务严格依据《中华人民共和国消费者权益保护法》、《中华人民共和国产品质量法》实行售后三包服务，服务内容如下：

1. 自您签收次日起7日内，本产品出现《产品性能故障表》所列性能故障的情况，经由PUPUPULA售后服务中心检测确定，可免费享受退货服务；
2. 自您签收次日起8日至15日内，本产品出现《产品性能故障表》所列性能故障的情况，经由PUPUPULA售后服务中心检测确定，可免费享受换货或维修服务；
3. 自您签收次日起12个月内，本产品出现《产品性能故障表》所列性能故障的情况，经由PUPUPULA售后服务中心检测确定，可免费享受维修服务。

产品性能故障表	
名称	性能故障
电子存钱罐	快速指南所列功能失效
	按钮弹起后指示灯不亮
	按钮失效
	充电故障
	因包装和快递因素造成的电子存钱罐主体或配件破损

## 非保修条例

1. 未经授权的维修、误用、碰撞、疏忽、滥用、进液、事故、改动、不正确地使用本产品配件；
2. 已超过三包有效期；
3. 因不可抗力造成的损坏；
4. 不符合《产品性能故障表》所列性能故障情况；
5. 因人为原因导致本产品及其配件产生《产品性能故障表》所列性能故障的情况；部分配件不可维修，如：充电线等。如有损坏请购买与本产品相配的配件使用。

若有售后服务需求，请发送邮件support@pupupula.com或访问PUPUPULA公众号联系客服。

制造商: 北京小魔怪科技有限公司

地址: 北京市酒仙桥南路2号东风KASO 318-319



获取更完整的PUPUPULA



**Beijing Xiao Mo Guai Technologies Co., Ltd.**  
**2 Jiuxianqiao S. Rd., Dongfeng KASO 318-319, Beijing, China**  
**[www.pupupula.com](http://www.pupupula.com)**

北京小魔怪科技有限公司  
地址：北京市酒仙桥南路2号东风KASO 318-319  
网址：[www.pupupula.com](http://www.pupupula.com)

