

**5A, 125VAC
5VDC, 2.0A
Single pole, Dry contact**



Swidget™ Auxiliary Control Switch

The Swidget Auxiliary Control Switch is a modular Smart Home enabled wall switch that can be wired for single pole or dry contact applications. The modularity allows a multitude of different functional Swidgets to be installed, creating unique new Smart Home functionalities. Many of the Swidget Inserts can be used on their own, like a nightlight or USB charger, or they can connect to an ever-growing number of systems via Wi-Fi, Z-Wave or ZigBee protocols allowing you to control and monitor the switch. Inserts are safely and easily installed/removed from the body of the Swidget Auxiliary Control Switch without the use of any tools.

FEATURES

- Universal compatibility – user replaceable Swidget modules allow this to work with all wireless platforms, now or in the future.
- Plug and play Swidget features a wide range of function options spanning smart home and stand-alone applications that no other Smart Home platform can accomplish.
- User-safe, employing a certified Class 2 power output for the Swidget cavity.
- Future proof – with the removable Swidget Inserts you can upgrade, move, and reconfigure without re-wiring.
- Single pole and dry contact wiring, compatible for lighting and fan applications.
- UP/DOWN buttons with capability for automation programming (Wi-Fi Inserts only).
- Complies with ASHRAE 62.2 when used with an ASHRAE 62.2 compliant fan / ERV / HRV.

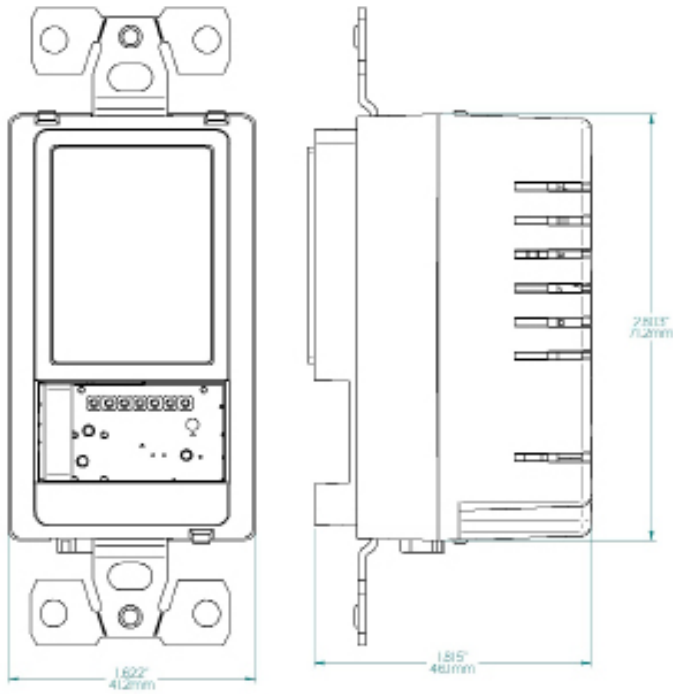
DESCRIPTION

The Swidget product line has been developed to support the easy integration of Home Automation and Smart Home markets with unique and flexible solutions. The Auxiliary Control Switch has the ability to allow interchangeable Swidget Inserts to be installed, removed or replaced - making Swidget the optimal choice for building renovations and new construction. The Swidget Auxiliary Control Switch uses a simple 4-wire interface, making installation simple for any single pole or dry contact application. Installation of a Swidget Insert turns this into a powerful and flexible Smart Home device. The interchangeability of the Swidget Inserts ensures that this will work with any of the Smart Home wireless systems now or in the future.

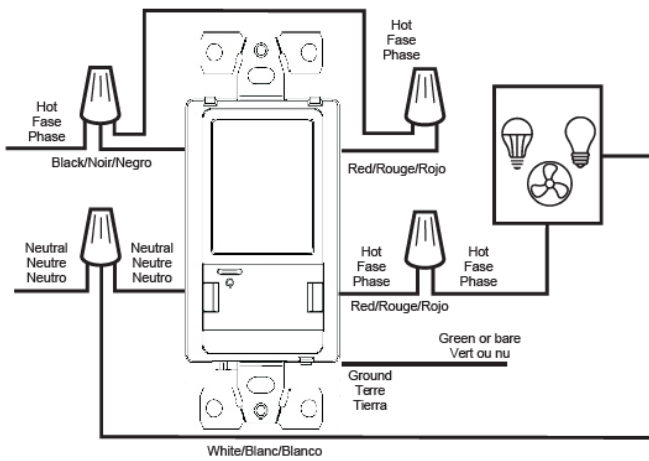
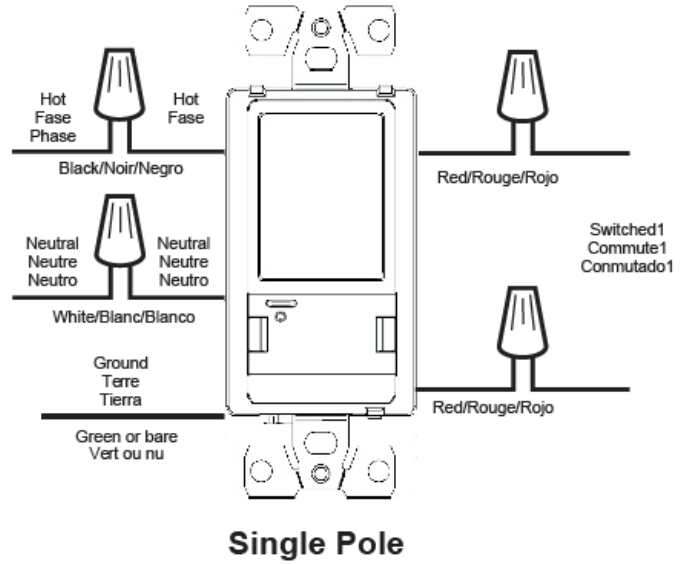
SPECIFICATIONS

Product Number	S16009WA (W=white)
Input Power Rating	125VAC, 5A
LED/CFL Load Rating Incandescent/Halogen Load Rating Horsepower Load Rating	300W 600W 0.3HP
Wiring Type	Pre-stripped wire leads (Line/Neutral/Switch) #16 AWG (Stranded), Ground screw
Switch Configuration	Single pole, dry contact
Testing and Code Compliance	UL1310/UL60730-1 CSA 22.2 #223/E60730-1 (Canada and US)
Flammability	UL94 5VA
Environmental	Indoor installation only
Operating Temperature	14F to 104F (-10C to 40C)
Insert Voltage Output	Nominal 5VDC (+/- 5%)
Insert DC Protection	CLASS 2 - Current limiting and thermal shutdown protection
Insert Current Output	Constant current maximum 2.0A

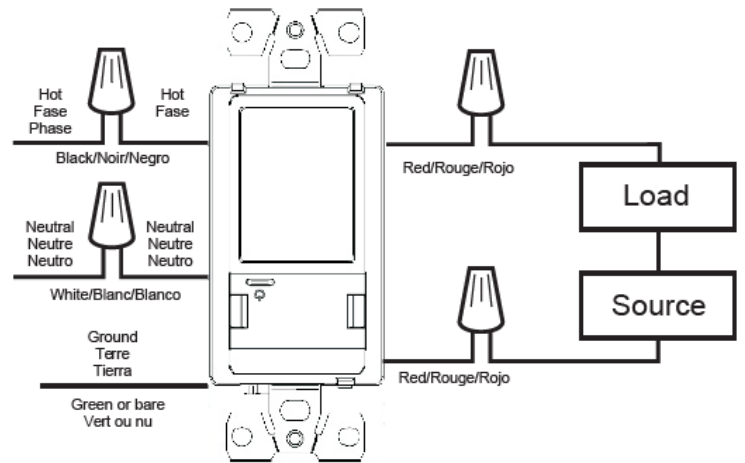
DIMENSIONS



WIRING DIAGRAMS



Single Pole, 125VAC



Relay Load Connection

SALES

Corporate Office
6-677 Innovation Drive
Kingston, ON K7K 7E6
<https://www.swidget.com>

REVISION HISTORY

Revision Number	Date	Comment
000	2021/03/01	Initial release