

# TILOBEMAXX<sup>®</sup>

Product Catalog





**TILOBEMAXX®**

Ø7.0mm TILOBEMAXX® Implants .....4  
 Ø7.0mm Prosthetic Options .....5  
 Ø7.0mm Prosthetic Components .....6

Ø8.0mm TILOBEMAXX® Implants .....10  
 Ø8.0mm Prosthetic Options .....11  
 Ø8.0mm Prosthetic Components .....12

Ø9.0mm TILOBEMAXX® Implants .....14  
 Ø9.0mm Prosthetic Options .....15  
 Ø9.0mm Prosthetic Components .....16

**Digital**

Imagine™ Milling Services .....19  
 Core3dcentres® .....22  
 In-Office Milling .....24

**LOCATOR® Abutments**

LOCATOR® Prosthetic Options .....28  
 LOCATOR® Abutment .....29  
 LOCATOR® R-Tx™ Abutment .....30  
 LOCATOR® F-Tx™ Abutment .....31

**Surgical Kit & Instruments**

TILOBEMAXX® Surgical Kit .....34  
 TILOBEMAXX® Instruments .....35

**Surgical Motors & Accessories**

Surgical Motors .....39  
 Surgical Motor Accessories .....40

Terms & Conditions .....42

*Product specifications are subject to change without notice.  
 Items illustrated are not to scale.*

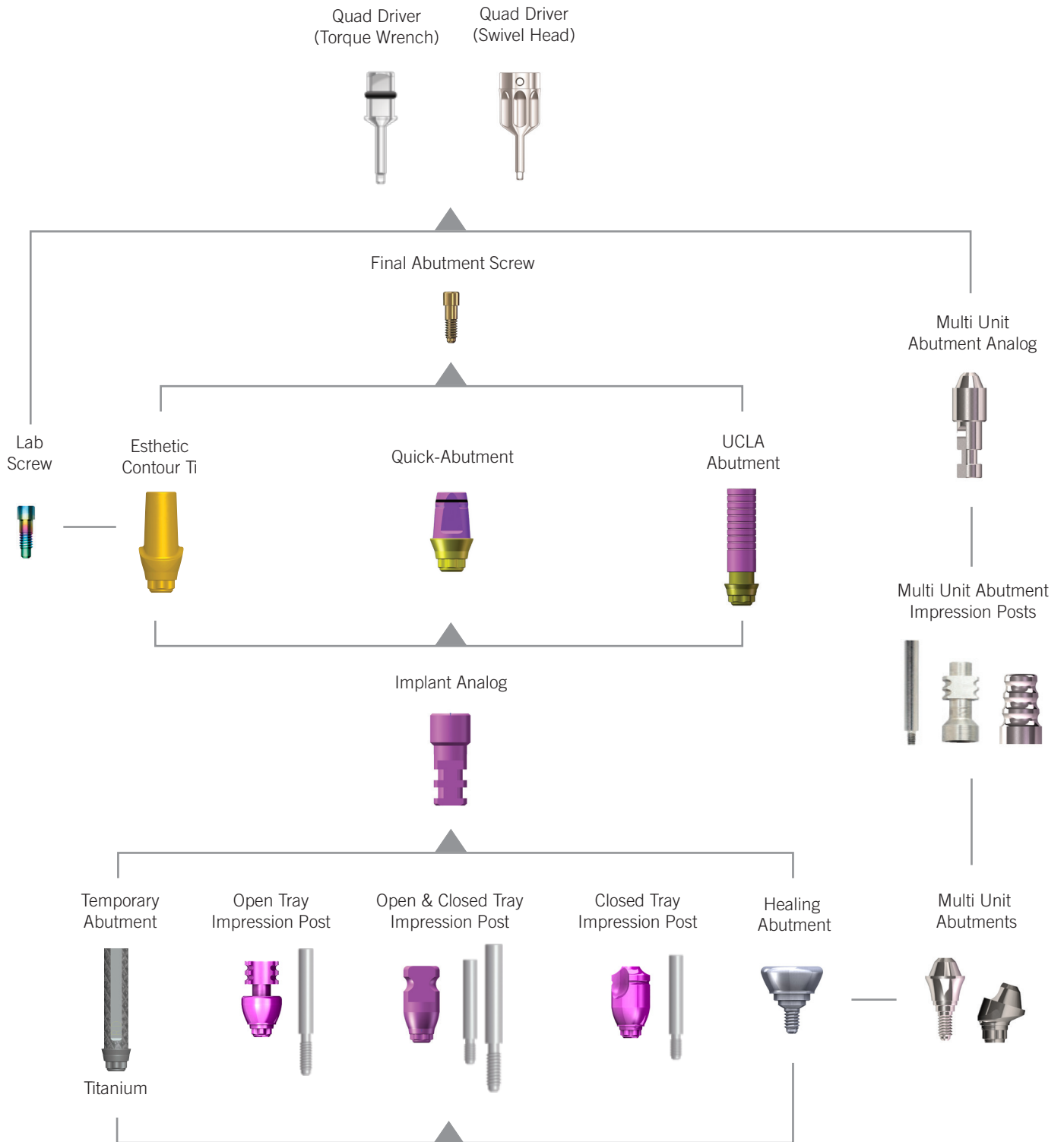


		<i>Catalog #</i>	<i>Implant Size</i>
<b>TILOBEMAXX® Implants</b>		<b>15705K</b>	Ø7.0 x 7 mm Length
		<b>15706K</b>	Ø7.0 x 9 mm Length
		<b>15707K</b>	Ø7.0 x 11 mm Length




	<i>Catalog #</i>	<i>Description</i>
<b>Cover Screw</b>	<b>15312K</b>	Ø7.0 mm


	<i>Catalog #</i>	<i>Flare</i>	<i>Cuff Height</i>	
<b>Healing Abutments</b>		<b>15315K</b>	6.0 mm	3.0 mm
		<b>15316K</b>	6.0 mm	5.0 mm
		<b>15722K</b>	7.0 mm	3.0 mm
		<b>15723K</b>	7.0 mm	5.0 mm

The TILOBEMAXX® Ø7.0 mm features a Ø5.5 mm platform.  
Abutments are available in a flare of Ø6.0 mm. An Abutment Screw is included with all TiLobe® abutments.








Impression Posts		Catalog #	Description	Flare
Open & Closed Tray		45135K	Ø6.0 mm	6.0 mm
		45914K	Ø6.0 mm	6.0 mm
Open Tray		45920K	Ø7.0 mm	7.0 mm
		45915K	Ø6.0 mm	6.0 mm
Closed Tray		45915K	Ø7.0 mm	7.0 mm

Analog		Catalog #	Description
Implant Analog		45958K	Ø7.0 mm, 1-Pack


Abutments		Catalog #	Description	Flare	Cuff Height
Ti Temporary		45079K	Locking	N/A	
		45080K	Non- Locking	N/A	
Esthetic Contour Ti	 <small>Cuff Height (Buccal)</small>	45038K	Straight	6.0 mm	1.0 mm
		45039K	Straight	6.0 mm	3.0 mm
UCLA		45104K	Gold/Plastic Sleeve, Locking	N/A	1.0 mm
		45105K	Gold/Plastic Sleeve, Non-Locking	N/A	1.0 mm

Screws		Catalog #	Description
		45060K	Replacement Final Abutment, 1-Pack
		45061K	Laboratory, 10-Pack

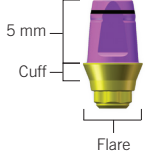




**Quick-Abutment  
Plastic Sleeve Reamer Tool**

	<i>Catalog #</i>	<i>Description</i>
	<b>45311K</b>	Reamer Tool and Centering Pins

**Quick-Packs**

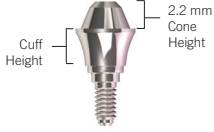

	<i>Catalog #</i>	<i>Flare</i>	<i>Cuff Height</i>
	<b>45408K</b>	6.0 mm	0.5 mm
	<b>45409K</b>	6.0 mm	1.5 mm
	<b>45410K</b>	6.0 mm	2.5 mm
	<b>45411K</b>	6.0 mm	4.0 mm

**Quick-Abutments**

	<i>Catalog #</i>	<i>Description</i>	<i>Flare</i>	<i>Cuff Height</i>
<b>Abutment</b> 	<b>45428K</b>	N/A	6.0 mm	0.5 mm
	<b>45429K</b>	N/A	6.0 mm	1.5 mm
	<b>45430K</b>	N/A	6.0 mm	2.5 mm
	<b>45431K</b>	N/A	6.0 mm	4.0 mm
<b>Quick Cap®</b> 	<b>45434K</b>	1-Pack	6.0 mm	N/A
<b>Temp./Healing Cap</b> 	<b>45211K</b>	N/A	6.0 mm	N/A
<b>Analog</b> 	<b>45447K</b>	N/A	6.0 mm	N/A
<b>Plastic Sleeve</b> 	<b>45217K</b>	Locking	6.0 mm	N/A
	<b>45220K</b>	Non-Locking	6.0 mm	N/A



**Multi Unit Abutment**

	<i>Catalog #</i>	<i>Description</i>	<i>Cuff Height</i>
	<b>45319K</b>	Ø7.0 mm, Straight	1.0 mm
	<b>45320K</b>	Ø7.0 mm, Straight	2.0 mm
	<b>45939K</b>	Ø7.0 mm, Straight	3.0 mm
	<b>45940K</b>	Ø7.0 mm, Straight	4.0 mm
	<b>45941K</b>	Ø7.0 mm, Angled 17°	3.0 mm
	<b>45942K</b>	Ø7.0 mm, Angled 17°	4.0 mm
	<b>45966K</b>	Ø7.0 mm, Angled, 30°	3.0 mm
	<b>45967K</b>	Ø7.0 mm, Angled, 30°	4.0 mm



Multi Unit Abutment		Catalog #	Description
Healing Cap		45330K	Ø7.0 mm
Impression Posts		45327K	Open Tray, Ø7.0 mm with screw
		45328K	Closed Tray, Ø7.0 mm
Analog		45329K	Ø7.0 mm
Ti Temp. Sleeve		45331K	Ø7.0 mm
Plastic Sleeve		45332K	Ø7.0 mm
Prosth. Screw		45333K	1-Pack
Replac. Screw		45334K	Angled, 1-Pack

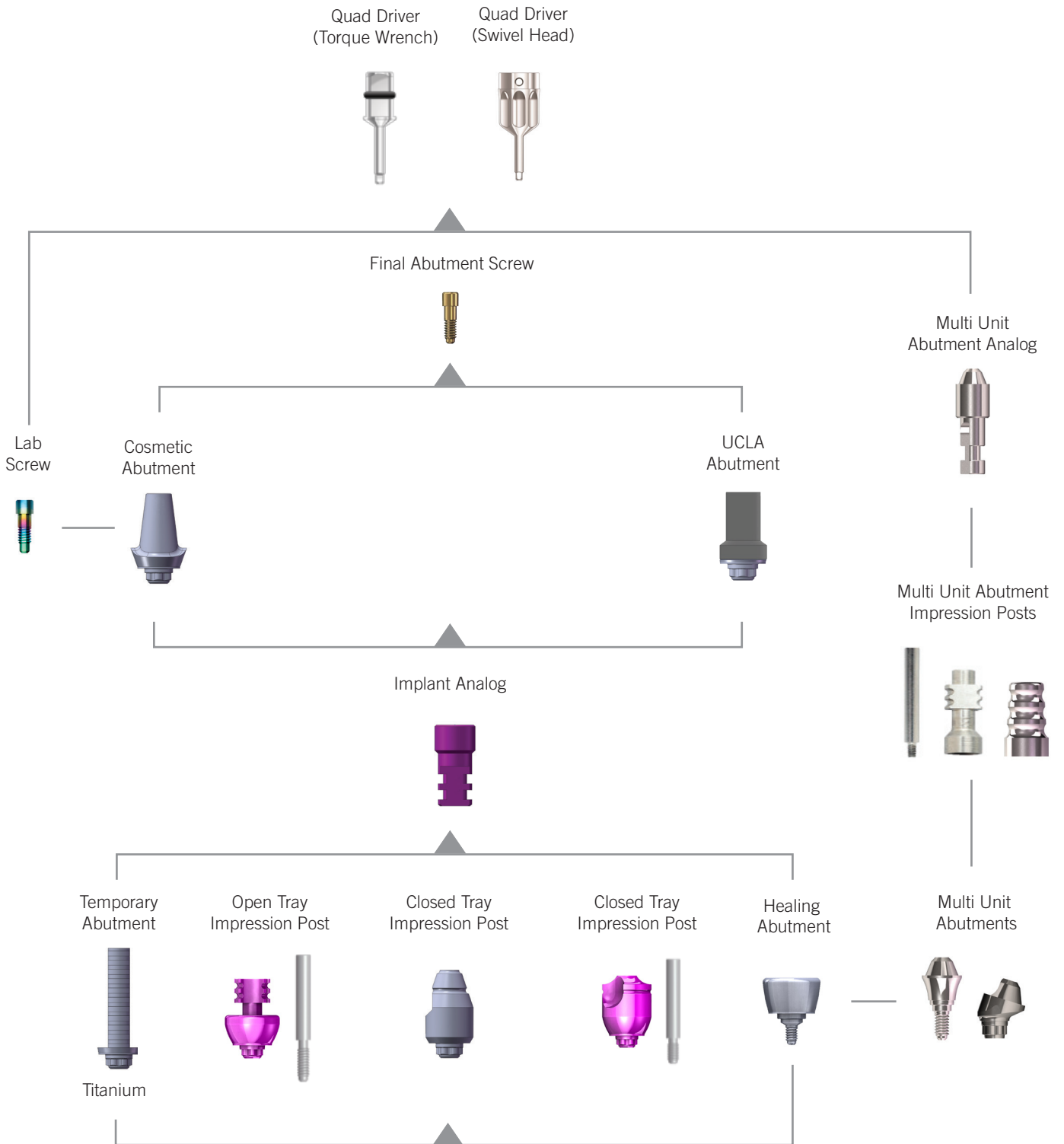





		<i>Catalog #</i>	<i>Implant Size</i>
<b>TILOBEMAXX® Implants</b>		<b>15708K</b>	Ø8.0 x 7 mm Length
		<b>15709K</b>	Ø8.0 x 9 mm Length
		<b>15710K</b>	Ø8.0 x 11 mm Length


	<i>Catalog #</i>	<i>Description</i>
<b>Cover Screw</b>	<b>15312K</b>	Ø8.0 mm

	<i>Catalog #</i>	<i>Flare</i>	<i>Cuff Height</i>	
<b>Healing Abutments</b>		<b>15881K</b>	7.0 mm	3.0 mm
		<b>15882K</b>	7.0 mm	5.0 mm
		<b>15724K</b>	8.0 mm	3.0 mm
		<b>15725K</b>	8.0 mm	5.0 mm
		<b>15726K</b>	9.0 mm	3.0 mm
		<b>15727K</b>	9.0 mm	5.0 mm



The TILOBEMAXX® Ø8.0 mm features a Ø6.5 mm platform.  
 Abutment available in a flare of 7.0 mm. An Abutment Screw is included with all TiLobe® abutments.



Impression Posts		Catalog #	Description	Flare
Closed Tray		45960K	Ø7.0mm	7.0 mm
Open Tray		45922K	Ø8.0 mm	8.0 mm
		45924K	Ø9.0 mm	9.0 mm
Closed Tray		45923K	Ø8.0 mm	8.0 mm
		45925K	Ø9.0 mm	9.0 mm

Analog		Catalog #	Description
Implant Analog		45959K	Ø8.0 mm, 1-Pack

Abutments		Catalog #	Description	Flare	Cuff Height
Ti Temporary		45963K	Ø8.0 mm, Locking	7.0 mm	N/A
Esthetic Contour Ti	 Cuff Height (Buccal)	45962K	Ø8.0 mm, Straight	7.0 mm	1.0 mm
UCLA		45964K	Gold/Plastic Sleeve, Locking	7.0 mm	N/A

Screws		Catalog #	Description
		45060K	Replacement Final Abutment, 1-Pack
		45061K	Laboratory, 10-Pack


**Multi Unit Abutment**






	<i>Catalog #</i>	<i>Description</i>	<i>Cuff Height</i>
	<b>45319K</b>	Ø8.0 mm, Straight	1.0 mm
	<b>45320K</b>	Ø8.0 mm, Straight	2.0 mm
	<b>45939K</b>	Ø8.0 mm, Straight	3.0 mm
	<b>45940K</b>	Ø8.0 mm, Straight	4.0 mm
	<b>45941K</b>	Ø8.0 mm, Angled 17°	3.0 mm
	<b>45942K</b>	Ø8.0 mm, Angled 17°	4.0 mm
	<b>45966K</b>	Ø8.0 mm, Angled, 30°	3.0 mm
	<b>45967K</b>	Ø8.0 mm, Angled, 30°	4.0 mm

	<i>Catalog #</i>	<i>Description</i>
<b>Healing Cap</b> 	<b>45330K</b>	Ø8.0 mm
<b>Impression Posts</b> 	<b>45327K</b>	Open Tray, Ø8.0 mm with screw
	<b>45328K</b>	Closed Tray, Ø8.0 mm
<b>Analog</b> 	<b>45329K</b>	Ø8.0 mm
<b>Ti Temp. Sleeve</b> 	<b>45331K</b>	Ø8.0 mm
<b>Plastic Sleeve</b> 	<b>45332K</b>	Ø8.0 mm
<b>Prosth. Screw</b> 	<b>45333K</b>	1-Pack
<b>Replac. Screw</b> 	<b>45334K</b>	Angled, 1-Pack

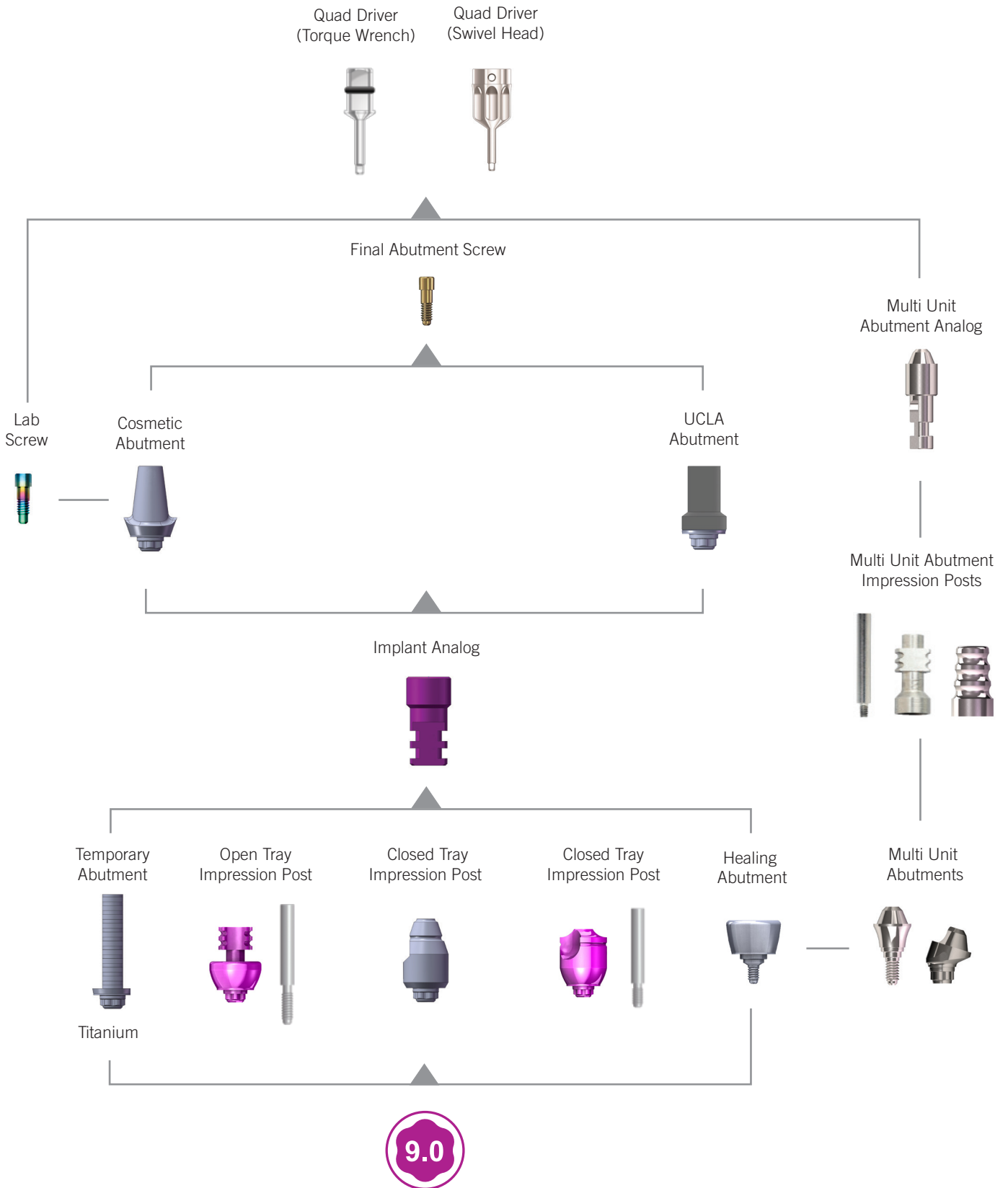


		<i>Catalog #</i>	<i>Implant Size</i>
<b>TILOBEMAXX® Implants</b>		<b>15711K</b>	Ø9.0 x 7 mm Length
		<b>15712K</b>	Ø9.0 x 9 mm Length
		<b>15713K</b>	Ø9.0 x 11 mm Length




	<i>Catalog #</i>	<i>Description</i>
<b>Cover Screw</b>		<b>15880K</b> Ø9.0 mm

	<i>Catalog #</i>	<i>Flare</i>	<i>Cuff Height</i>	
<b>Healing Abutments</b>		<b>15881K</b>	7.0 mm	3.0 mm
		<b>15882K</b>	7.0 mm	5.0 mm
		<b>15724K</b>	8.0 mm	3.0 mm
		<b>15725K</b>	8.0 mm	5.0 mm
		<b>15726K</b>	9.0 mm	3.0 mm
		<b>15727K</b>	9.0 mm	5.0 mm


The TILOBEMAXX® Ø9.0 mm features a Ø7.5 mm platform.  
Abutments are available in a flare of Ø7.0 mm. An Abutment Screw is included with all TiLobe® abutments.




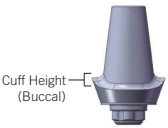

**Impression Posts**

		<i>Catalog #</i>	<i>Description</i>	<i>Flare</i>
Closed Tray		<b>45960K</b>	Ø7.0 mm	7.0 mm
Open Tray		<b>45922K</b>	Ø8.0 mm	8.0 mm
		<b>45924K</b>	Ø9.0 mm	9.0 mm
Closed Tray		<b>45923K</b>	Ø8.0 mm	8.0 mm
		<b>45925K</b>	Ø9.0 mm	9.0 mm



**Analog**

		<i>Catalog #</i>	<i>Description</i>
Implant Analog		<b>45961K</b>	Ø9.0 mm, 1-Pack

**Abutments**

		<i>Catalog #</i>	<i>Description</i>	<i>Flare</i>	<i>Cuff Height</i>
Ti Temporary		<b>45963K</b>	Ø9.0 mm, Locking	7.0 mm	N/A
Esthetic Contour Ti		<b>45962K</b>	Ø9.0 mm, Straight	7.0 mm	1.0 mm
UCLA		<b>45964K</b>	Gold/Plastic Sleeve, Locking	7.0 mm	N/A

**Screws**

		<i>Catalog #</i>	<i>Description</i>
		<b>45060K</b>	Replacement Final Abutment, 1-Pack
		<b>45061K</b>	Laboratory, 10-Pack

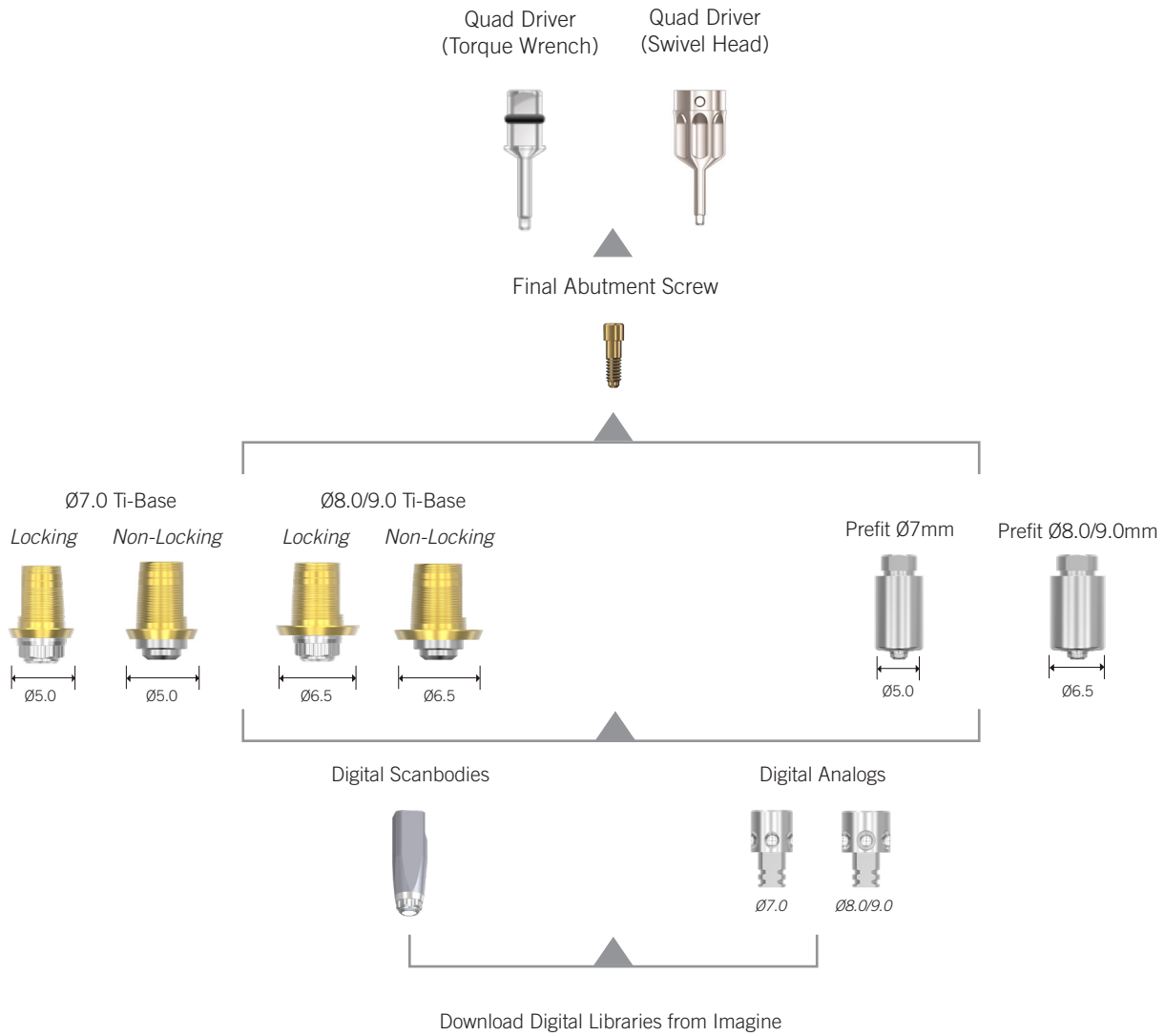


**Multi Unit Abutment**

	<i>Catalog #</i>	<i>Description</i>	<i>Cuff Height</i>
	<b>45319K</b>	Ø9.0 mm, Straight	1.0 mm
	<b>45320K</b>	Ø9.0 mm, Straight	2.0 mm
	<b>45939K</b>	Ø9.0 mm, Straight	3.0 mm
	<b>45940K</b>	Ø9.0 mm, Straight	4.0 mm
	<b>45941K</b>	Ø9.0 mm, Angled 17°	3.0 mm
	<b>45942K</b>	Ø9.0 mm, Angled 17°	4.0 mm
	<b>45966K</b>	Ø9.0 mm, Angled, 30°	3.0 mm
	<b>45967K</b>	Ø9.0 mm, Angled, 30°	4.0 mm








	<i>Catalog #</i>	<i>Description</i>
<b>Healing Cap</b> 	<b>45330K</b>	Ø9.0 mm
<b>Impression Posts</b> 	<b>45327K</b>	Open Tray, Ø9.0 mm with screw
	<b>45328K</b>	Closed Tray, Ø9.0 mm
<b>Analog</b> 	<b>45329K</b>	Ø9.0 mm
<b>Ti Temp. Sleeve</b> 	<b>45331K</b>	Ø9.0 mm
<b>Plastic Sleeve</b> 	<b>45332K</b>	Ø9.0 mm
<b>Prosth. Screw</b> 	<b>45333K</b>	1-Pack
<b>Replac. Screw</b> 	<b>45334K</b>	Angled, 1-Pack


# Digital Options







3shape  exocad

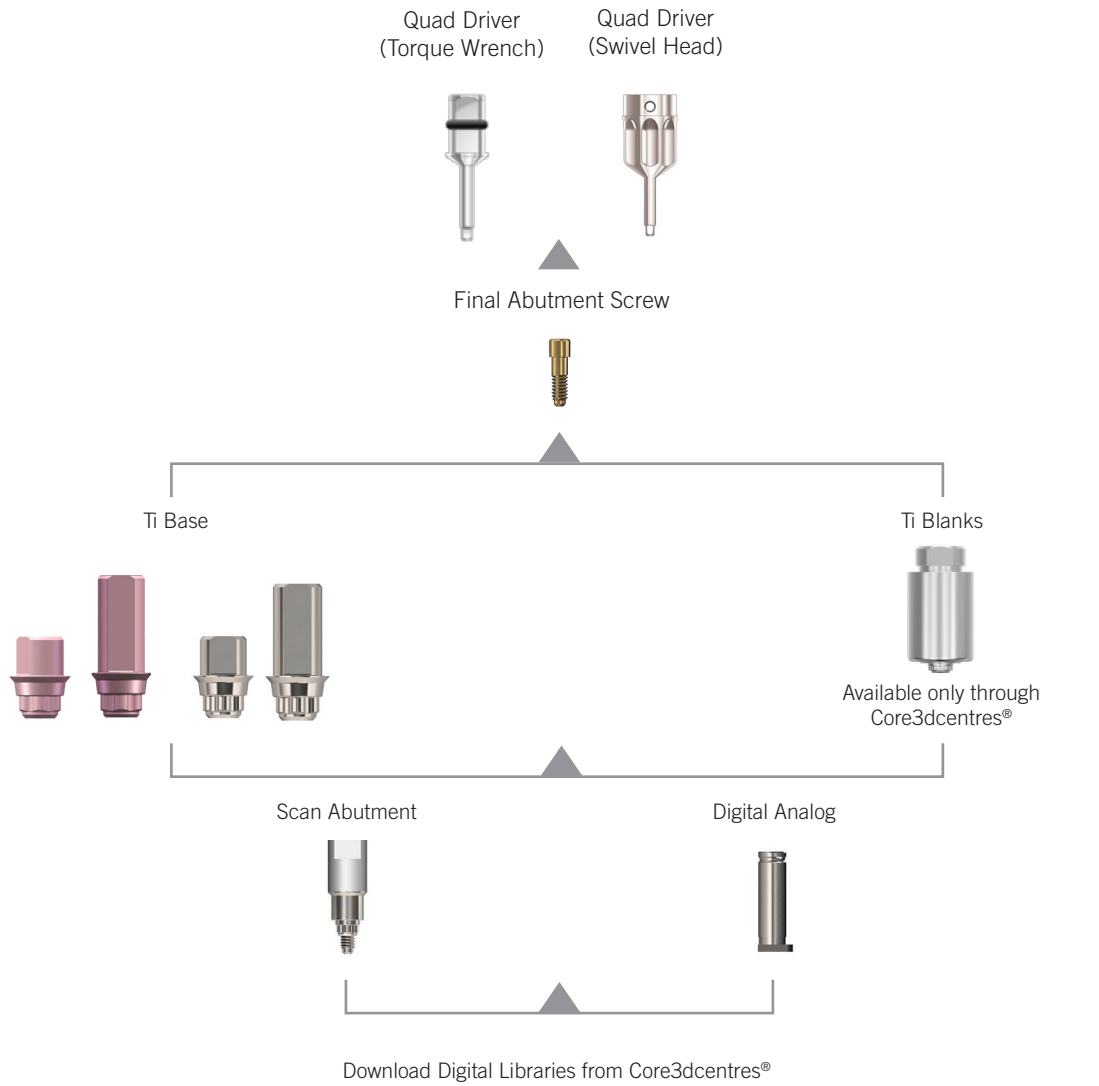


		<i>Catalog #</i>	<i>Description</i>
Digital Scanbody		<b>IM-SBKEP50</b>	Mist IC Scanbody 7.0/8.0/9.0
Digital Analogs		<b>IM-3DKEX50</b>	Mist IC 3D Analog TILOBEMAXX® Ø7.0
		<b>IM-3DKEX65</b>	Mist IC 3D Analog TILOBEMAXX® Ø8.0/9.0
Ti Base (Locking)	 Ø5.0	<b>IM-LLKEX50</b>	Mist IC L-link Single TILOBEMAXX® Ø7.0
	 Ø6.5	<b>IM-LLKEX65</b>	Mist IC L-link Single TILOBEMAXX® Ø8.0/9.0
Ti Base (Non-Locking)	 Ø5.0	<b>IM-LLKEX50N</b>	Mist IC L-link Bridge TILOBEMAXX® Ø7.0
	 Ø6.5	<b>IM-LLKEX65N</b>	Mist IC L-link Bridge TILOBEMAXX® Ø8.0/9.0

		<i>Catalog #</i>	<i>Description</i>
Ti Blanks 14		<b>IM-PF14KEX50</b>	Mist IC PreFit14 TILOBEMAXX® Ø7.0
		<b>IM-PF14KEX65</b>	Mist IC PreFit14 TILOBEMAXX® Ø8.0/9.0

		<i>Catalog #</i>	<i>Description</i>
Final Abutment Screw		<b>IM-SCKEP</b>	Mist IC Screw (Pack of 5)

		<i>Catalog #</i>	<i>Description</i>
Quad Drivers		<b>15272K</b>	Swivel Head, Short
		<b>15273K</b>	Swivel Head, Long
		<b>45293K</b>	Swivel Head, X-Long (35 mm)
		<b>15274K</b>	Latch Type, Short
		<b>15275K</b>	Latch Type, Long
		<b>45294K</b>	Latch Type, X-Long (35 mm)
		<b>15276K</b>	Torque Wrench, Short
<b>15277K</b>		Torque Wrench, Long	



3shape



		<i>Catalog #</i>	<i>Description</i>
Scan Abutments		<b>CORE3D-4810</b>	Scan Abutment TILOBEMAXX® Ø7.0 CORE3D
		<b>CORE3D-4811</b>	Scan Abutment TILOBEMAXX® Ø8.0 CORE3D
Digital Analogs		<b>CORE3D-3581</b>	Scan Analog TILOBEMAXX® Ø7.0
		<b>CORE3D-3582</b>	Scan Analog TILOBEMAXX® Ø8.0
Ti Base		<b>45808K</b>	Ti Base Insert Ø7.0/8.0, Short
		<b>45903K</b>	Ti Base Insert Ø7.0/8.0, Long
Ti Base (Pink)		<b>45811K</b>	Ti Base Insert Ø7.0/8.0, Short
		<b>45814K</b>	Ti Base Insert Ø7.0/8.0, Long



Quad Driver (Torque Wrench)    Quad Driver (Swivel Head)



Final Abutment Screw



Esthetic Contour  
Ti-Base Abutment



Esthetic Contour Ti  
Digital Impression Post





Healing Abutment



Ø4.1 Shown



		<i>Catalog #</i>	<i>Description</i>
Digital Impression Post		<b>45935K</b>	Esthetic Contour Ti, Ø7/0/8.0/9.0

		<i>Catalog #</i>	<i>Description</i>
Abutment		<b>45932K</b>	Esthetic Contour Ti-Base, Ø7.0/8.0/9.0



# LOCATOR<sup>®</sup> Abutments

LOCATOR® Core Tool



Retention Insert Tool



LOCATOR® Analog



Abutment Analog



Impression Coping




Impression Coping



LOCATOR®  
Abutment















LOCATOR  
R-Tx™  
Abutment















		<i>Catalog #</i>	<i>Description</i>	<i>Cuff Height</i>
		LOCATOR® Abutment Assembly 	<b>45068K</b>	Ø7.0/8.0/9.0 mm
<b>45264K</b>	Ø7.0/8.0/9.0 mm		2.0 mm	
<b>45265K</b>	Ø7.0/8.0/9.0 mm		3.0 mm	
<b>45069K</b>	Ø7.0/8.0/9.0 mm		4.0 mm	
<b>45070K</b>	Ø7.0/8.0/9.0 mm		5.0 mm	
<b>45071K</b>	Ø7.0/8.0/9.0 mm		6.0 mm	

		<i>Catalog #</i>	<i>Description</i>
		Accessories 	<b>L8519-2</b>
<b>45266K</b>	LOCATOR® Replacement Male, Clear, Standard Retention, 4-Pack		
<b>45267K</b>	LOCATOR® Replacement Male, Pink, Light Retention, 4-Pack		
<b>45268K</b>	LOCATOR® Replacement Male, Blue, (ELR) Extra Light Retention, 4-Pack		
<b>45269K</b>	LOCATOR® Replacement Male, Green, (ER) Extended Range, 4-Pack		
<b>45270K</b>	LOCATOR® Female Analog, 4-Pack		
<b>45271K</b>	LOCATOR® Impression Coping, 4-Pack		
<b>45273K</b>	LOCATOR® Core Tool		
<b>45274K</b>	LOCATOR® Torque Wrench Driver		

LOCATOR R-Tx™ Abutment		<i>Catalog #</i>	<i>Description</i>	<i>Cuff Height</i>
		<b>LOCR-TX 31202-01</b>	Ø7.0/8.0/9.0 mm	1.0 mm
		<b>LOCR-TX 31202-02</b>	Ø7.0/8.0/9.0 mm	2.0 mm
		<b>LOCR-TX 31202-03</b>	Ø7.0/8.0/9.0 mm	3.0 mm
		<b>LOCR-TX 31202-04</b>	Ø7.0/8.0/9.0 mm	4.0 mm
		<b>LOCR-TX 31202-05</b>	Ø7.0/8.0/9.0 mm	5.0 mm
		<b>LOCR-TX 31202-06</b>	Ø7.0/8.0/9.0 mm	6.0 mm

Accessories	<i>Catalog #</i>	<i>Description</i>
	 <b>LOCR-TX 30013-01</b>	Denture Attachment Processing Assembly, 4-Pack
	 <b>LOCR-TX 30001-01</b>	Zero Retention Insert, 4-Pack
	 <b>LOCR-TX 30002-01</b>	Low Retention Insert, 4-Pack
	 <b>LOCR-TX 30003-01</b>	Medium Retention Insert, 4-Pack
	 <b>LOCR-TX 30004-01</b>	High Retention Insert, 4-Pack
	 <b>LOCR-TX 30014-01</b>	3.35 mm Abutment Analog, 4-Pack
	<b>LOCR-TX 30015-01</b>	4.0 mm Abutment Analog, 4-Pack
	<b>LOCR-TX 30016-01</b>	5.0 mm Abutment Analog, 4-Pack
	 <b>LOCR-TX 30017-01</b>	Impression Coping, 4-Pack
	 <b>LOCR-TX 30021-01</b>	Retention Insert Tool
	<b>LOCR-TX 04936</b>	.050"/1.25 mm Hex, Torque Wrench
	 <b>LOCR-TX 08007</b>	.050"/1.25 mm Hex Driver with Thumb Knob
	<b>LOCR-TX 08008</b>	.050"/1.25 mm Hex, Latch Lock Driver
	 <b>LOCR-TX 30012-01</b>	Processing Insert, 4-Pack
 <b>LOCR-TX 30018-01</b>	Processing Spacer, 4-Pack	









LOCATOR F-Tx™ Abutment		<i>Catalog #</i>	<i>Description</i>	<i>Flare</i>
			<b>LOCF-TX 11202-01</b>	∅7.0/8.0/9.0 mm
	<b>LOCF-TX 11202-02</b>	∅7.0/8.0/9.0 mm	2.0 mm	
	<b>LOCF-TX 11202-03</b>	∅7.0/8.0/9.0 mm	3.0 mm	
	<b>LOCF-TX 11202-04</b>	∅7.0/8.0/9.0 mm	4.0 mm	
	<b>LOCF-TX 11202-05</b>	∅7.0/8.0/9.0 mm	5.0 mm	

Accessories		<i>Catalog #</i>	<i>Description</i>
			<b>LOCF-TX 10028-01</b>
	<b>LOCF-TX 10029-01</b>	Latch Driver	
	<b>LOCF-TX 10030-01</b>	Processing Cap, 2-Pack	
	<b>LOCF-TX 10032-01</b>	Processing Ball, 2-Pack	
	<b>LOCF-TX 10033-01</b>	Low Retention Ball, 2-Pack	
	<b>LOCF-TX 10034-01</b>	Medium Retention Ball, 2-Pack	
	<b>LOCF-TX 10035-01</b>	High Retention Ball, 2-Pack	
	<b>LOCF-TX 10036-01</b>	Healing Cap, 2-Pack	
	<b>LOCF-TX 10037-01</b>	Abutment Analog, 2-Pack	
	<b>LOCF-TX 10039-01</b>	Polishing Cap, 2-Pack	
	<b>LOCF-TX 10040-01</b>	Waxing Cap, 2-Pack	



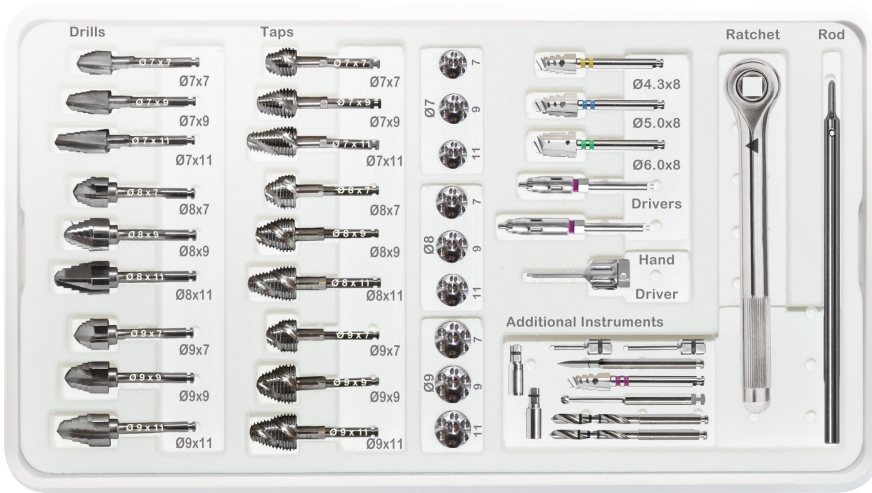
**LOCATOR® F-Tx™ Abutment**

Internal TiLobe®

	<i>Catalog #</i>	<i>Description</i>
Accessories		<b>LOCF-TX 10041-01</b> Denture Attachment Housing, 2-Pack
	N/A	<b>LOCF-TX 10042-01</b> Retention Ball Hex Driver
	N/A	<b>LOCF-TX 10043-01</b> Impression Coping, 2-Pack
		<b>LOCF-TX 10094</b> Tip Wrench
		<b>LOCF-TX 10095</b> Seating Tip
		<b>LOCF-TX 10096</b> Removal Tip with Threaded Adapter
		<b>LOCF-TX 10097</b> Replacement Wire
		<b>LOCF-TX 10098</b> Threaded Adapter
		<b>LOCF-TX 10099</b> Wire and Lever Wrench
		<b>LOCF-TX 100100</b> Seating and Removal Tool



**TILOBEMAXX®**  
**Surgical Kit & Instruments**













<i>Catalog #</i>	<i>Description</i>
<b>15700K</b>	TILOBEMAXX® Surgical Kit <i>Includes:</i>
<b>15550K</b>	Surgical Cassette
<b>15828K</b>	Round Bur, Ø1.8mm
<b>G21243</b>	Ø2.0 mm Spade Drill
<b>15829K</b>	Ø2.0 mm Twist Drill
<b>15830K</b>	Ø3.0 mm Twist Drill
<b>15840K</b>	Ø3.5 x 8 mm Tapered Drill
<b>15841K</b>	Ø4.3 x 8 mm Tapered Drill
<b>15842K</b>	Ø5.0 x 8 mm Tapered Drill
<b>15843K</b>	Ø6.0 x 8 mm Tapered Drill
<b>15831K</b>	Ø7.0 x 7 mm Tapered Drill
<b>15832K</b>	Ø7.0 x 9 mm Tapered Drill
<b>15833K</b>	Ø7.0 x 11 mm Tapered Drill
<b>15834K</b>	Ø8.0 x 7 mm Tapered Drill
<b>15835K</b>	Ø8.0 x 9 mm Tapered Drill
<b>15836K</b>	Ø8.0 x 11 mm Tapered Drill
<b>15837K</b>	Ø9.0 x 7 mm Tapered Drill
<b>15838K</b>	Ø9.0 x 9 mm Tapered Drill
<b>15839K</b>	Ø9.0 x 11 mm Tapered Drill
<b>15844K</b>	Ø7.0 x 7 mm Bone Tap
<b>15845K</b>	Ø7.0 x 9 mm Bone Tap
<b>15846K</b>	Ø7.0 x 11 mm Bone Tap
<b>15847K</b>	Ø8.0 x 7 mm Bone Tap
<b>15848K</b>	Ø8.0 x 9 mm Bone Tap
<b>15849K</b>	Ø8.0 x 11 mm Bone Tap
<b>15877K</b>	Ø9.0 x 7 mm Bone Tap
<b>15878K</b>	Ø9.0 x 9 mm Bone Tap


<i>Catalog #</i>	<i>Surgical Options</i>
<b>15550K</b>	Surgical Cassette (empty)
<b>15700K</b>	TILOBEMAXX® Surgical Kit

<i>Catalog #</i>	<i>Description</i>
<b>15879K</b>	Ø9.0 x 11 mm Bone Tap
<b>15853K</b>	Ø7.0 x 7 mm Profile Gauge
<b>15854K</b>	Ø7.0 x 9 mm Profile Gauge
<b>15855K</b>	Ø7.0 x 11 mm Profile Gauge
<b>15856K</b>	Ø8.0 x 7 mm Profile Gauge
<b>15857K</b>	Ø8.0 x 9 mm Profile Gauge
<b>15858K</b>	Ø8.0 x 11 mm Profile Gauge
<b>15859K</b>	Ø9.0 x 7 mm Profile Gauge
<b>15860K</b>	Ø9.0 x 9 mm Profile Gauge
<b>15861K</b>	Ø9.0 x 11 mm Profile Gauge
<b>15720K</b>	Implant Driver, Latch, Short
<b>15721K</b>	Implant Driver, Latch, Long
<b>L1702-01K</b>	Surgical Ratchet
<b>15883K</b>	Ratchet Adapter for Tap, Latch
<b>15224K</b>	Ratchet Adapter for Implant Driver, Latch
<b>15276K</b>	Quad Driver, Torque Wrench, Short
<b>15277K</b>	Quad Driver, Torque Wrench, Long
<b>15273K</b>	Quad Driver, Swivel Head, Long
<b>100034-EN01</b>	Surgical Manual
<b>MK40224</b>	Wall Chart
<b>100027-EN01</b>	Implant Driver, Latch, IFU
<b>MK40288</b>	Drill Sequence Chart
<b>MK40318</b>	Drill Usage Chart



		<i>Catalog #</i>	<i>Description</i>
<b>Drills</b>		<b>15828K</b>	Round Bur, Ø1.8 mm
		<b>G21243</b>	Spade Drill, Ø2.0 mm
		<b>15829K</b>	Twist Drill, Ø2.0 mm
		<b>15830K</b>	Twist Drill, Ø3.0 mm
<b>Tapered Drills</b>		<b>15840K</b>	Ø3.5 x 8 mm
		<b>15841K</b>	Ø4.3 x 8 mm
		<b>15842K</b>	Ø5.0 x 8 mm
		<b>15843K</b>	Ø6.0 x 8 mm
		<b>15831K</b>	Ø7.0 x 7 mm
		<b>15832K</b>	Ø7.0 x 9 mm
		<b>15833K</b>	Ø8.0 x 11 mm
		<b>15834K</b>	Ø8.0 x 7 mm
		<b>15835K</b>	Ø8.0 x 9 mm
		<b>15836K</b>	Ø9.0 x 11 mm
		<b>15837K</b>	Ø9.0 x 7 mm
		<b>15838K</b>	Ø9.0 x 9 mm
	<b>15839K</b>	Ø9.0 x 11 mm	
<b>Bone Taps</b>		<b>15844K</b>	Ø7.0 x 7 mm
		<b>15845K</b>	Ø7.0 x 9 mm
		<b>15846K</b>	Ø7.0 x 11 mm
		<b>15847K</b>	Ø8.0 x 7 mm
		<b>15848K</b>	Ø8.0 x 9 mm
		<b>15849K</b>	Ø8.0 x 11 mm
		<b>15877K</b>	Ø9.0 x 7 mm
		<b>15878K</b>	Ø9.0 x 9 mm
		<b>15879K</b>	Ø9.0 x 11 mm



		<i>Catalog #</i>	<i>Description</i>	
Profile Gauges		<b>15853K</b>	Ø7.0 x 7 mm	
		<b>15854K</b>	Ø7.0 x 9 mm	
		<b>15855K</b>	Ø8.0 x 11 mm	
		<b>15856K</b>	Ø8.0 x 7 mm	
		<b>15857K</b>	Ø8.0 x 9 mm	
		<b>15858K</b>	Ø9.0 x 11 mm	
		<b>15859K</b>	Ø9.0 x 7 mm	
		<b>15860K</b>	Ø9.0 x 9 mm	
		<b>15861K</b>	Ø9.0 x 11 mm	
Straight Rod		<b>15862K</b>	For Profile Gauges	
Implant Drivers		<b>15720K</b>	Latch, Short	
			<b>15721K</b>	Latch, Long
			<b>G21276</b>	Ratchet
		<b>L1702-01K</b>	Surgical Ratchet	
		<b>K15695</b>	Surgical Ratchet/ Torque Wrench	



		<i>Catalog #</i>	<i>Description</i>
<b>Ratchet Adapters</b>		<b>15883K</b>	For Tap, Latch
		<b>15224K</b>	For Implant Driver, Latch
<b>Quad Drivers</b>		<b>15272K</b>	Swivel Head, Short
		<b>15273K</b>	Swivel Head, Long
		<b>45293K</b>	Swivel Head, X-Long (35 mm)
		<b>15274K</b>	Latch Type, Short
		<b>15275K</b>	Latch Type, Long
		<b>45294K</b>	Latch Type, X-Long (35 mm)
		<b>15276K</b>	Torque Wrench, Short
<b>15277K</b>		Torque Wrench, Long	

# **Surgical Motors & Accessories**



Implantmed Surgical Motors



<i>Catalog #</i>	<i>Description</i>
<b>WH-90000207</b>	SI-1015 Implantmed Base Motor Unit
<b>WH-90000213</b>	SI-1015 Implantmed Motor Unit Fully Loaded
<b>WH-90000208</b>	SI-1015 Implantmed Base Unit with Osstell
<b>WH-90000209</b>	SI-1015 Implantmed Motor Unit, WiFi Footpedal Upgrade
<b>WH-90000210</b>	SI-1015 Implantmed Motor Unit, WiFi Footpedal Upgrade & Osstell
<b>WH-90000211</b>	SI-1015 Implantmed Motor Unit, LED+ Motor Upgrade & Osstell
<b>WH-90000212</b>	SI-1015 Implantmed Motor Unit, LED + Motor Upgrade
<b>WH-90000214</b>	SI-1015 Implantmed Motor Unit Fully Loaded & Osstell

Implantmed Classic Motor



<i>Catalog #</i>	<i>Description</i>
<b>WH-90000270</b>	Implanted Classic + WI-75 E/EM Handpiece non LED
<b>WH-90000271</b>	Implanted Classic + W5-75 LG Handpiece LED



Piezomed Surgical Unit & Accessories



<i>Catalog #</i>	<i>Description</i>
<b>WH-06985000</b>	Piezomed Handpiece 1.8m
<b>WH-07004400</b>	Piezomed Foot Pedal
<b>WH-07159200</b>	Piezomed Handpiece 3.5m
<b>WH-30078000</b>	Piezomed SA-320 1.8m
<b>WH-30078001</b>	Piezomed SA-320 3.5m
<b>WH-07173200</b>	Instrument Set Special
<b>WH-07997090</b>	Instrument Kit Crestal A
<b>WH-07173500</b>	Instrument Kit EX
<b>WH-07022500</b>	B6 Tip
<b>WH-07022600</b>	B7 Tip

Implantmed Surgical Handpieces



<i>Catalog #</i>	<i>Description</i>
<b>WH-30058000</b>	S-11 1:1 Straight (For Implantmed SI-1015 LC motor only)
<b>WH-30033000</b>	WS-75 L 20:1, Contra-angle (For Implantmed SI-1015 LC motor only)
<b>WH-30065000</b>	WS-75 Contra-Angle 20:1 Dismantlable Handpiece for implant surgery (10-2,000 rpm)
<b>WH-30032000</b>	WS-75 L G Contra-Angle 20:1 Dismantlable Handpiece with Mini LED + for implant surgery (10-2,000 rpm)
<b>WH-90000210</b>	SI-1015 Implantmed Motor Unit, WiFi Footpedal Upgrade
<b>WH-90000211</b>	SI-1015 Implantmed Motor Unit, LED+ Motor Upgrade





<i>Catalog #</i>	<i>Description</i>
<b>WH-04363600</b>	Irrigation Tubing and Spike Assembly, 6-Pack, Disposable (for use with Implantmed series & Elcomed SA-310 motors)
<b>WH-00929300</b>	Irrigation Tubing with Luer Lock, Green (10-Pack)
<b>WH-04019000</b>	Irrigation Tubing Clips, 5-Pack (for use with Implantmed SI-310 motors to hold tubing to motor cable)
<b>WH-02610500</b>	Irrigation Needle/Canula (for use with internally irrigated drills)
<b>WH-06016400</b>	Y-Connector Complete
<b>WH-06946300</b>	Irrigation Spray Clip (new series), Right Side, E/KM, Green (3-Pack)
<b>WH-06946400</b>	Irrigation Spray Clip (new series), Light Side, Green (3-Pack)
<b>WH-06946500</b>	Irrigation Spray Clip (new series), Right Side, Green (3-Pack)
<b>WH-04757100</b>	Irrigation Spray Clip (new series), Left Side, E/KM, Black (3-Pack)
<b>WH-05051000</b>	Irrigation Spray Clip (old series), Black (3-Pack)
<b>WH-02139800</b>	Bur testing Gauge (to check all 2.35 mm & 1.6 mm burs)
<b>WH-10940011</b>	W&H F-1 Service Oil, 400ml (Special shipping & handling [aerosol can] Contact Customer Service for shipping rates)
<b>WH-02038200</b>	Spray Cap for Service Oil (resuable replacement)
<b>WH-04013500</b>	Sterilization Case
<b>WH-30264001</b>	S-NW + SPI WiFi Foot Pedal (for Elcomed SA-310 & Implantmed SI-915 white only)
<b>WH-30264000</b>	S-NW + CAN WiFi Foot Pedal (For Implantmed SI-1015 only)
<b>WH-30210000</b>	Osstell ISQ Module (For Implantmed SI-1015 only)
<b>WH-30185000</b>	EM-19 Motor, 1.8m Cable, without LED + Port (For Implantmed SI-1015 only)
<b>WH-30281000</b>	EM-19 Motor, 1.8m Cable, without LED + Port (For Implantmed SI-1015 only)

## Terms and Conditions

**TERMS AND CONDITIONS OF SALE.** The following are the terms and conditions by which Keystone Dental, Inc. sells its products. As used herein, the term “Keystone” means Keystone Dental, Inc. and its applicable affiliates; the term “Products” means the Keystone products and services described in this invoice, and “Purchaser” means the person or company purchasing the Products.

**GOVERNING TERMS.** Any purchase and shipment of Products shall be deemed to be on the terms and conditions stated herein. Any and all terms and conditions submitted by Purchaser are hereby rejected.

**TAXES.** The prices set forth herein do not include any sales, use, excise, ad valorem, property or other taxes applicable to the sale, use or delivery of the Products, all of which shall be paid by Purchaser separately or added to the contract price and paid by Purchaser to Keystone.

**PRICES.** The prices set forth for the Products are in United States Dollars. All prices shall be as of the invoice date, regardless of the date the Product is originally ordered from Keystone.

**DELIVERY.** Products sold hereunder shall be delivered F.O.B. shipping point. Purchaser shall assume responsibility for all subsequent delivery or shipping charges.

**ACCEPTANCE.** Purchaser must inspect all Products for defects and/or non-conformity within seven (7) calendar days of delivery. After this period, Purchaser will have accepted such Products.

**PAYMENT.** Payment terms shall be as set forth on the front of the invoice. If payment is late, the maximum statutory interest rate will apply on such late amount. Keystone may, in its sole discretion, suspend shipments of Products until full payment by Purchaser of all past due amounts to Keystone is made.

**RETURN; EXCHANGE.** Purchaser may return any Product within thirty (30) calendar days of the invoice date so long as there is an offsetting (exchange) order of equal or greater value. Purchaser may return any Product after thirty (30) calendar days from the invoice date, but no later than ninety (90) calendar days after the invoice date, so long as there is an offsetting (exchange) order of equal or greater value, provided, however, such returns shall be subject to a 15% re-stocking fee. Keystone will not accept any returns or exchanges after ninety (90) calendar days following the invoice date.

No biomaterial products (bone grafting and membrane) will be accepted for return or exchange. No returns or exchanges will be accepted for Products that (i) were originally sold as part of a kit, pack or set, (ii) were included on the original invoice at no charge, (iii) have less than six (6) months remaining before expiration or (iv) were custom ordered. The Purchaser shall pay all shipping costs associated with the return or exchange of a Product. No Products will be accepted by Keystone for return or exchange without an RMA number given to Purchaser by Keystone Customer Service. Returned Products must be unexpired, unopened and undamaged, returned freight prepaid.

**WARRANTY.** EXCEPT AS EXPRESSLY SET FORTH IN KEYSTONE'S LIFETIME IMPLANT WARRANTY PROGRAM, KEYSTONE DOES NOT MAKE ANY WARRANTY, EXPRESS OR IMPLIED, EXCEPT THAT ITS PRODUCTS SHALL BE FREE FROM DEFECTS IN MATERIAL AND/OR WORKMANSHIP. THIS WARRANTY APPLIES ONLY TO THE ORIGINAL PURCHASER. PURCHASER ASSUMES ALL RISKS AND LIABILITY RESULTING FROM THE USE OF THESE PRODUCTS, WHETHER USED SEPARATELY OR IN COMBINATION WITH OTHER PRODUCTS. THE WARRANTY DOES NOT APPLY IF THE FAILURE OF THE PRODUCT IS CAUSED BY TRAUMA OR ACCIDENT OR BY THE PATIENT IN WHOM THE IMPLANT WAS INSTALLED OR IF THE PURCHASER IS NOT CURRENT ON ALL OUTSTANDING PAYMENTS TO KEYSTONE AT THE TIME OF SUCH CLAIM. KEYSTONE MAY MODIFY OR TERMINATE ITS WARRANTY PROGRAM AT ANY TIME, HOWEVER ANY CHANGES TO THE WARRANTY PROGRAM WILL NOT AFFECT PRODUCTS ALREADY PURCHASED AT THE TIME OF SUCH CHANGE. PURCHASER'S SOLE REMEDY WITH RESPECT TO CLAIMS RELATED TO KEYSTONE PRODUCTS IS RESTRICTED TO THE WARRANTY POLICY.

**LIMITATION OF LIABILITY.** UNDER NO CIRCUMSTANCES SHALL KEYSTONE OR ANY OF ITS AFFILIATES BE LIABLE FOR BUSINESS INTERRUPTION, LOSS OF PROFITS, SPECIAL, INDIRECT, INCIDENTAL OR CONSEQUENTIAL DAMAGES OF ANY NATURE AND FROM ANY CAUSE WHETHER BASED IN CONTRACT, WARRANTY OR TORT (INCLUDING NEGLIGENCE) OR OTHER LEGAL THEORY, EVEN IF KEYSTONE HAS BEEN ADVISED OF THE POSSIBILITY OF SUCH DAMAGES.

**INTELLECTUAL PROPERTY.** All intellectual property rights in Products sold to Purchaser shall remain the exclusive property of Keystone and its licensors.

**PERSONAL DATA.** It is Purchaser's responsibility to obtain patient's consent to transfer any personal data to Keystone.

**TERMINATION.** Keystone may terminate this or any agreement with Purchaser to purchase its products upon immediate written notice if Purchaser fails to pay any of its debt obligations to Keystone on time.

**FORCE MAJEURE.** Keystone shall not be liable for any loss or damage due to failure or delay arising out of any cause beyond the reasonable control of Keystone. In the event of any failure or delay resulting from such causes, an equitable adjustment of delivery and any other appropriate terms and conditions shall be made. No such failure or delay shall be the basis for an increase in Keystone's obligations, nor any termination by Purchaser.

**VALIDITY.** If any provision of these Terms and Conditions is found to be illegal or unenforceable in any respect, such illegality or unenforceability shall not affect any other provision of these Terms and Conditions, all of which shall remain enforceable in accordance with their terms.

**GENERAL PROVISIONS.** The purchase of the Products and these Terms and Conditions are governed by the laws of the Commonwealth of Massachusetts, without regard to conflicts of law principles. Any dispute, claim or controversy arising out of or in connection with the purchase of the Products shall be resolved by arbitration in Boston, Massachusetts. This document incorporates all oral and written representations between the parties and constitutes the entire agreement and understanding of the parties with respect to the subject matter hereof and supersedes any and all other agreements either oral or written between the parties with respect to such subject matter. No amendment or modification may be made to this document unless in writing and duly executed by an authorized representative of Keystone. Keystone may subcontract, assign or transfer its obligations or rights to a competent third party. Purchaser may not assign or transfer any of its obligations without the consent of Keystone.

Notes: \_\_\_\_\_

A series of 26 horizontal lines for writing notes.

**Keystone Dental, Inc.  
Global Headquarters**

154 Middlesex Turnpike  
Burlington, MA 01803 USA  
General Inquiries: 781-328-3600  
Customer Relations: 866-902-9272 or 781-328-3490  
Fax: 866-903-9272 or 781-328-3400  
Email: info@keystonedental.com



**Keystone Dental, Inc.**

5 Holland, Bldg 209  
Irvine, CA 92618 USA  
Customer Service Number: 866-902-9272  
Fax: 866-903-9272 or 781-328-3400  
Email: info@keystonedental.com



**EMERGO Europe B.V.**

Prinsessegracht 20  
2514 AP The Hague  
The Netherlands



**Caution, consult accompanying documents**



**Trademark Acknowledgements**

TiLobe®, PrimaPlus, Quick-Cap and "Smarter Thinking. Simpler Design." are trademarks and registered trademarks of Keystone Dental, Inc.

