

---

---

**INTRODUCING A NEW IMPLANT  
DESIGNED EXCLUSIVELY FOR OVERDENTURES.  
THE LOCATOR OVERDENTURE IMPLANT.**




---

---

**GIVE YOUR PATIENTS THE FREEDOM TO EAT, SPEAK AND LAUGH AGAIN.**

# OPENING MINDS AND EXPANDING PRACTICE REVENUE OPPORTUNITIES

---



Since the McGill Consensus in 2002, the dental industry has recognized that implant-supported overdentures are the minimum standard of care\* for edentulous patients. The percentage of the U.S. population over the age of 65 has more than tripled to 12.9%†. This number will continue to increase as the baby boomer population ages with approximately 26% of them becoming edentulous, likely requiring dentures.† With these booming statistics, it is not surprising that mini implant overdentures are forecasted to grow more than 150% by the year 2017.†

As these patients look for treatment options, mini implants are an ideal solution. However, for years mini implants have suffered a bad reputation due to historically weak materials, poor designs and product misuse. In order to provide patients with the quality of care that they desire, an increasing number of clinicians are now recognizing the unique benefits of using the next generation of narrow diameter implants for retaining overdentures.

**IN 2010, 42,094 MINI  
IMPLANT OVERDENTURES  
WERE PLACED.  
2017 ESTIMATED  
108,956  
A GROWTH  
OF 159%**

\* The McGill Consensus Statement on Overdentures. Montreal, Quebec, Canada. May 24-25, 2002.

† idata Research, 2011

# PATIENTS DEMANDED, YOU ASKED, ZEST ANCHORS DELIVERS

## THE LOCATOR® OVERDENTURE IMPLANT SYSTEM

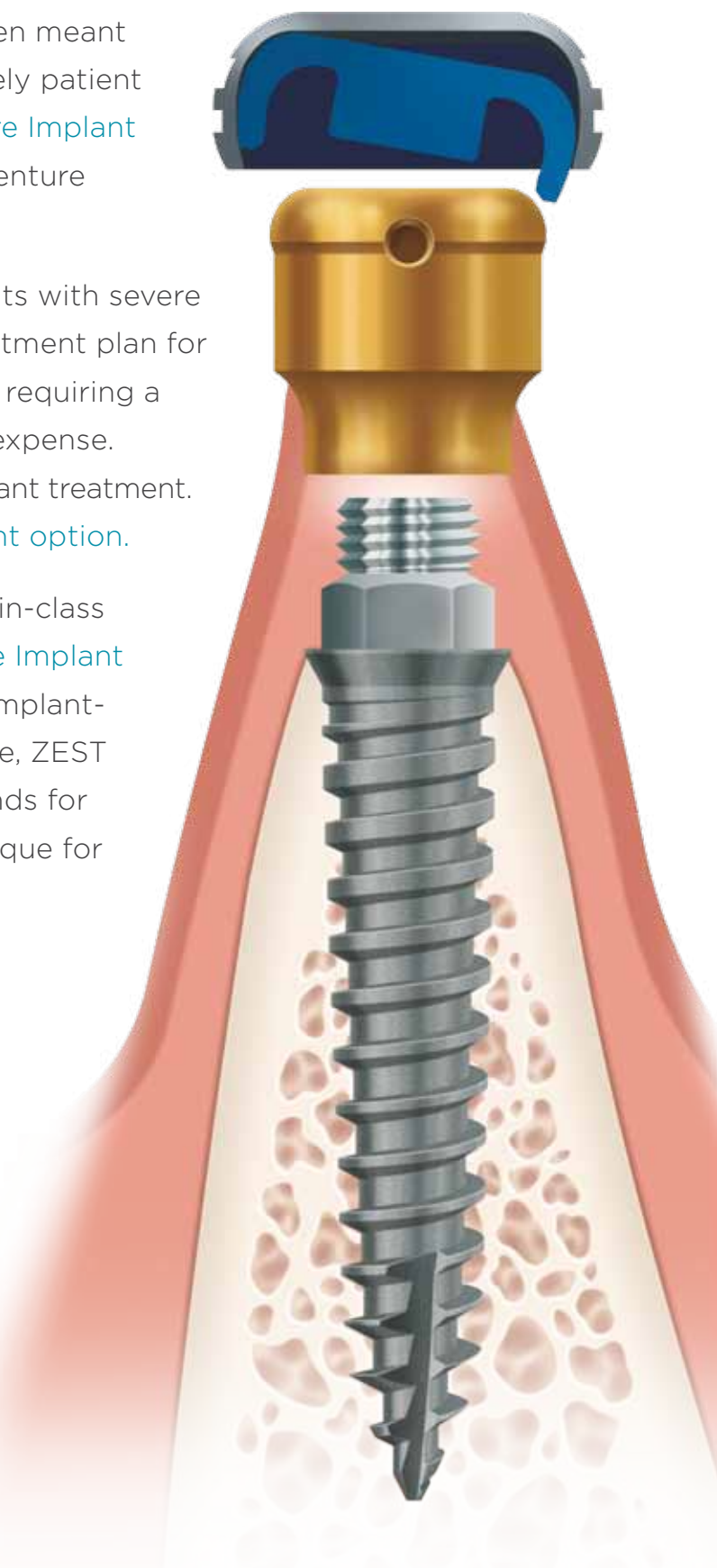
Until now, choosing a narrow diameter implant often meant a sacrifice in attachment performance and ultimately patient satisfaction. [Introducing the LOCATOR Overdenture Implant System \(LODI\)](#) featuring the world's leading overdenture attachment from ZEST Anchors.

LODI is ideal for fully or partially edentulous patients with severe resorption and very narrow ridges. The typical treatment plan for these edentulous patients would be bone grafting, requiring a long process with additional surgeries and added expense. For these reasons, patients often decline dental implant treatment. [Now you can offer these patients a viable treatment option.](#)

Featuring narrow diameter implants with the best-in-class LOCATOR Attachment, the [LOCATOR Overdenture Implant System](#) is a less invasive, predictable and durable implant-retained overdenture option for patients. In essence, ZEST has answered clinician requests and patient demands for an effective, predictable and cost conscious technique for securing dentures.

### THE LOCATOR OVERDENTURE IMPLANT SYSTEM

- ➔ *A treatment alternative for patients who decline bone grafting or have limited finances*
- ➔ *A solution to attachment limitations often found with O-Ball mini implants*
- ➔ *Simple, intuitive instrumentation and technique for minimally invasive flapless procedures*
- ➔ *A complete system with the best-in-class LOCATOR Attachment*
- ➔ *An increased practice revenue stream*




# THE LOCATOR® OVERDENTURE

## A LESS INVASIVE, COST EFFECTIVE OPTION

### A WELCOME ALTERNATIVE TO O-BALL MINI IMPLANTS

Dramatically reduced vertical height for patient comfort when the denture is removed - as well as increased denture strength



**1** The LOCATOR Attachment's dramatically reduced vertical height provides patient comfort when the denture is removed, as well as increased denture strength as compared to O-Ball attachments

**2** Aggressive thread design that widens at the coronal portion providing primary stability when immediate loading may be indicated

**3** Proven RBM roughened surface on entire length of the implant

**4** Self-tapping design for ease of implant insertion and increased implant stability

O-BALL MINI IMPLANT	VS	LOCATOR OVERDENTURE IMPLANT
7.85mm	<b>HEIGHT WITH DENTURE CAP</b>	4.85mm
10° or less	<b>DRAW CORRECTION</b>	40° between implants
O-rings wear and need to be replaced often	<b>WEAR</b>	Long term durability due to nylon male and pivoting feature
One	<b>LEVELS OF RETENTION</b>	Multiple levels - 0-5lbs
No - the entire implant must be replaced	<b>RETRIEVABILITY</b>	The LOCATOR Attachment can be replaced separately, if needed
Cuff height is incorporated into the implant collar and cannot be changed	<b>CUFF HEIGHT OPTIONS</b>	2 interchangeable heights available, 2.5mm or 4mm
Titanium grades vary	<b>MATERIAL</b>	Strongest Ti alloy available

# OVERDENTURE IMPLANT SYSTEM FOR PATIENTS WITH NARROW RIDGES

## A NARROW DIAMETER IMPLANT FEATURING LOCATOR, THE WORLD'S LEADING OVERDENTURE ATTACHMENT

5

The LOCATOR Male self-aligns and pivots inside the denture cap providing a genuine resilient connection that holds-up to patient mastication forces while providing attachment durability

6

LOCATOR Attachment is available in 2.5 and 4mm cuff heights for implant placement flexibility, attachment interchangeability and replacement should wear occur throughout time

7

Available in 2.4 and 2.9mm diameters and 10, 12 or 14mm lengths for placement in all ridges

### ALL INCLUSIVE PACKAGE CONTAINS

- 1 Implant
- 1 LOCATOR Attachment
- 1 LODI Male Processing Pack

Each Processing Pack has what you need to select retention levels and address draw correction; improving ease of denture placement and removal



2.5mm


4mm

2.4mm

2.9mm



LODI Male  
Processing Pack



Denture  
Cap

Blue  
1.5lbs



Pink  
3lbs

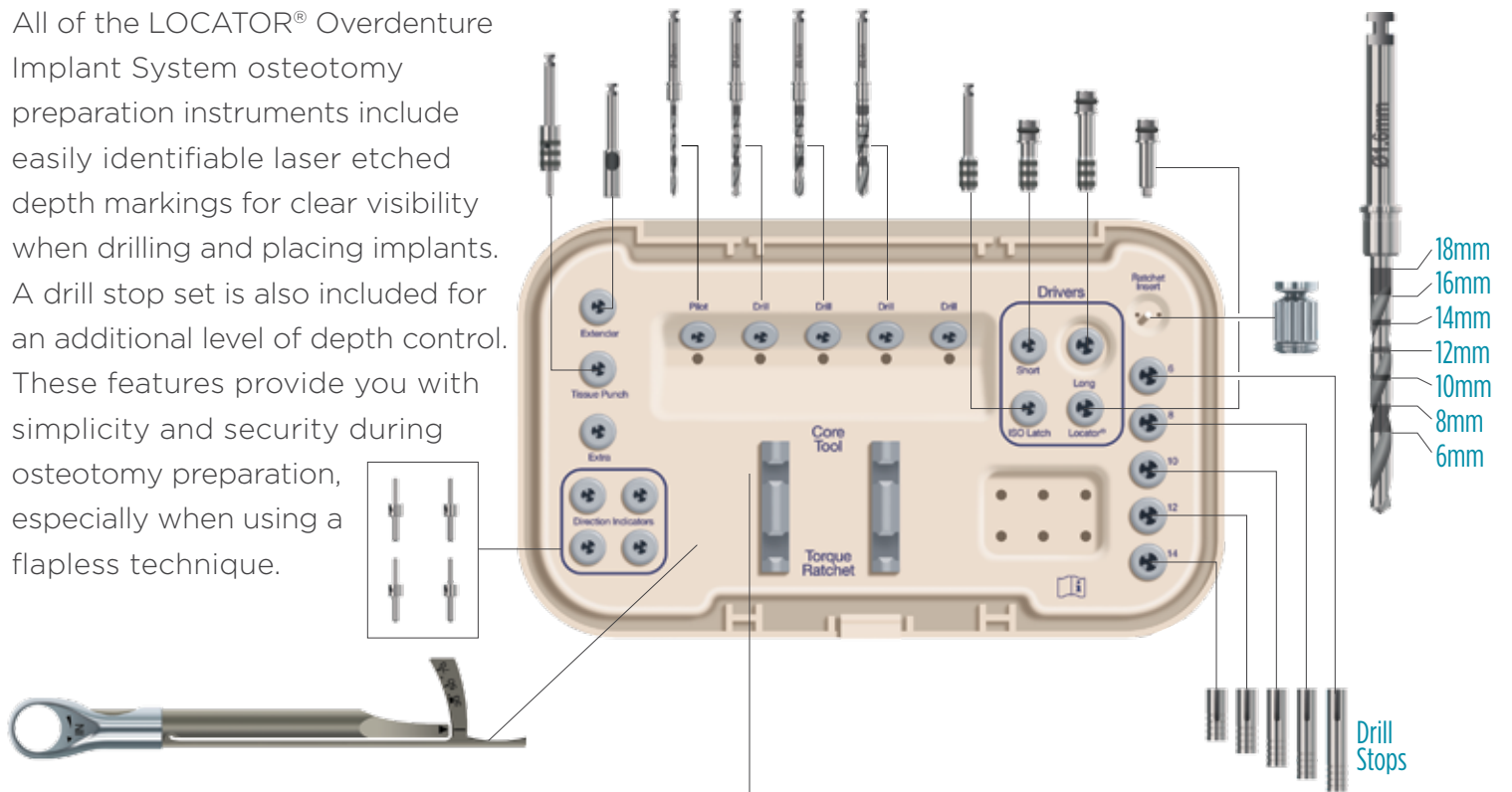
Red  
1lbs

I have been using LOCATOR Attachments to treat my overdenture patients for many years with great success. The LOCATOR Overdenture Implant System is a great addition for those patients who have narrow ridges and are not in favor of additional surgeries or who have limited finances. I am thrilled to now have an overdenture implant from a company I trust in my armamentarium.

**Paresh Patel, DDS**  
North Carolina, USA

# INTUITIVE AND SAFE INSTRUMENTATION WITH A SIMPLE PROCEDURE

All of the LOCATOR® Overdenture Implant System osteotomy preparation instruments include easily identifiable laser etched depth markings for clear visibility when drilling and placing implants. A drill stop set is also included for an additional level of depth control. These features provide you with simplicity and security during osteotomy preparation, especially when using a flapless technique.



1

## REMOVAL

The Male Removal Tool has a sharp edge on the end to catch and remove the male from the Denture Cap.

2

## INSERTION

The Male Seating Tool is used to seat the LOCATOR Male.

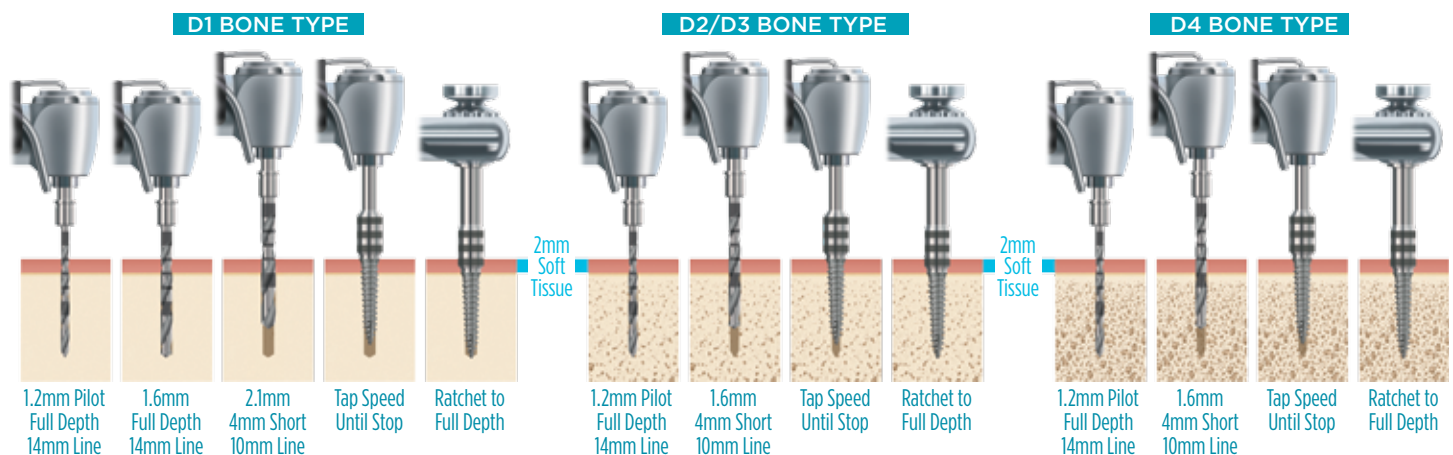
3

## PLACEMENT

The LOCATOR Abutment Driver with the Abutment Holder Sleeve carries the attachment securely and places it onto the implant.

## AN EASY DRILL SEQUENCE IN ALL BONE TYPES

Example Shown: Flapless Surgical Technique for a 2.4mm x 12mm Implant



# A NARROW DIAMETER IMPLANT WITH BEST-IN-CLASS LOCATOR® TECHNOLOGY

Easy to insert and remove by your patients, the ZEST Anchors LOCATOR Overdenture Attachment differentiating feature is the patented pivoting technology. Its innovative ability to pivot increases the attachment's resiliency and tolerance for the high mastication forces an attachment must withstand. This streamlined performance leads to fewer problems, increased productivity and long-term patient satisfaction.

- *Self-aligning design for easy placement and removal*
- *Customizable levels of retention*
- *Draw correction of divergent implants up to 40°*
- *Lowest vertical profile*
- *Greater resiliency and exceptional durability*

## AWARD-WINNING, PATENTED PIVOTING TECHNOLOGY

The LOCATOR Male pivots in its permanent Denture Cap for a genuine resilient connection of the prosthesis without any resulting loss of retention. The male remains in static contact with the female socket, while the Denture Cap has a full range of rotational movement over the male. This pivoting action accommodates for the natural movements during occlusion, providing greater resiliency and preventing dislodgement.

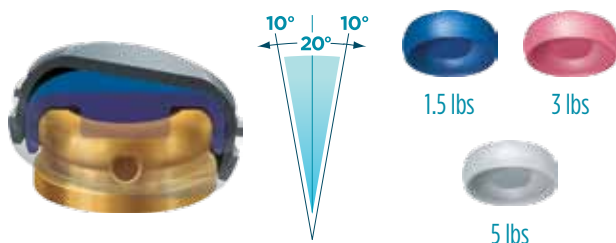
Attachments that don't pivot result in an overdenture that is locked in a static hold. As a patient is chewing, the attachment can easily disengage due to the opposing forces of occlusion. With LOCATOR, the pivoting technology provides patients with a normal, comfortable chewing function and unparalleled confidence in the secure fit of their overdenture.

## VARIOUS RETENTION FORCE & DRAW CORRECTION OPTIONS – NOT JUST ONE CHOICE

The LOCATOR Males and Extended Range Males offer multiple retention levels, 0-5lbs., allowing you to select the ideal retention and accommodate for draw correction of divergent implants based on the number of implants placed and patient masticatory function. By contrast, the typical O-Ball one-piece mini implant has only one level of retention and doesn't allow for draw correction of divergent implants. This limits your treatment abilities, possibly compromising denture fit and function.

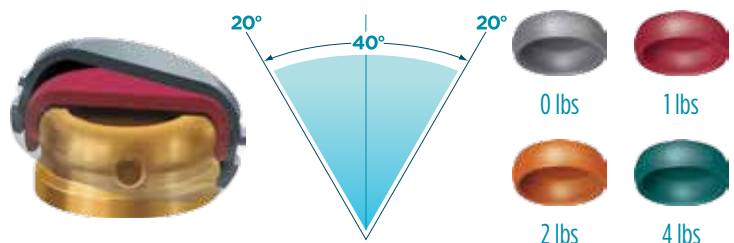
### LOCATOR MALES

Allows for 20 degrees of draw correction between implants.



### EXTENDED RANGE MALES

Allows for 40 degrees of draw correction between implants.





# LOCATOR®

OVERDENTURE IMPLANT SYSTEM



STOP TURNING AWAY  
OVERDENTURE PATIENTS  
WHO DECLINE BONE GRAFTING!

---

START OFFERING THE  
LOCATOR OVERDENTURE  
IMPLANT SYSTEM AS A  
TREATMENT ALTERNATIVE  
TO YOUR PATIENTS TODAY!



**ZEST ANCHORS**  
2061 WINERIDGE PLACE  
ESCONDIDO, CA 92029  
USA

TEL: 1.855.868.LODI (5634)  
FAX: 760.743.7975  
EMAIL: SALES@ZESTANCHORS.COM  
**WWW.ZESTANCHORS.COM**

DISTRIBUTED BY:

