

# dfuser.com High Pressure Oil Crossover Hose 1994-2003 Powerstroke 7.3L Turbo Diesel

## Tools Needed:

5/8" Socket  
8 mm Socket  
9/16" Open Wrench  
Flat Screw Driver

- **1999-2003** Locate the high-pressure oil rail plug at the number 6 cylinder on the driver side head, and number 5 cylinder on the passenger side head. The plugs are facing each other, and are located towards the fire wall just after the high pressure oil pump hoses.
- **1994.5-1997** Locate the high-pressure oil rail plug at the number 4 Between the ICP Sensor and HPOP hose, and number 5 cylinder on the passenger side head. Route the HX-Hose from driver side towards the fire wall and turn 90 degree towards the passenger side head in front of the Turbo.
- Remove Passenger Side plug using a 5/8" Socket. The plug can be reached with a socket and long extension without having to remove anything.
- Remove the Driver Side Plug, after removal of the intake hose to from the filter assembly, all the way to the turbo.
- Lubricate the O-rings on the new fitting provided with the high-pressure oil crossover hose kit with some motor oil.
- Install the new fittings in place of the plugs just removed, and tighten accordingly.
- Install the new hose; Passenger Side first and make sure it is placed below any harnesses and the air intake tube. Check for clearance.
- Tighten the fittings accordingly to the adapters, by hand all the way, and then with a 9/16" open wrench ¼ turn to tighten. **DO NOT OVERTIGHTEN.**
- Reinstall your intake houses.
- Start your engine and check for any leaks.
- Take it for a test drive, and re-check fittings for any leaks.

**THIS IS A HIGH PERFORMANCE PRODUCT. USE AT YOUR OWN RISK.**

Do not use this product until you have carefully read the following agreement.

This sets forth the terms and conditions for the use of this product. The installation of this product indicates that the BUYER has read and understands this agreement and accepts its terms and conditions

**DISCLAIMER OF LIABILITY**

Dfuser.com and its distributors, jobbers, and dealers (hereafter **SELLER**) shall in no way be responsible for the product's proper use and service. **THE BUYER HEREBY WAIVES ALL LIABILITY CLAIMS.**

The **BUYER** acknowledges that he/she is not relying on the **SELLER's** skill or judgment to select or furnish goods suitable for any particular purpose and that there are no liabilities which extend beyond the description on the face hereof and the **BUYER** hereby waives all remedies or liabilities, expressed or implied, arising by law or otherwise, (including without any obligations of the **SELLER** with respect to fitness, merchantability and consequential damages) or whether or not occasional by the **SELLER's** negligence.

The **BUYER** is responsible to fully understand the capability and limitations of his/her vehicle according to manufacturer specifications and agrees to hold the **SELLER** harmless from any damage resulting from failure to adhere to such specifications.

The **SELLER** disclaims any warranty and expressly disclaims any liability for personal injury or damages. The **BUYER** acknowledges and agrees that the disclaimer of any liability for personal injury is a material term for this agreement and the **BUYER** agrees to indemnify the **SELLER** and to hold the **SELLER** harmless from any claim related to the item of the equipment purchased. Under no circumstances will the **SELLER** be liable for any damages or expenses by reason of use or sale of any such equipment.

The **BUYER** is responsible to obey all applicable federal, state, and local laws, statutes, and ordinances when operating his/her vehicle, and the **BUYER** agrees to hold **SELLER** harmless from any violation thereof.

The **SELLER** assumes no liability regarding the improper installation or misapplication of its products. It is the installer's responsibility to check for proper installation and if in doubt, contact the manufacturer.

The **SELLER** recommends that the **BUYER** temporarily remove this product from his/her vehicle when having the vehicle serviced by a dealership or other service facility. Failure to do so may cause erroneous diagnostic readings or misdiagnosis of vehicle problems. The **SELLER** assumes no liability for failure to do so.

**LIMITATION OF WARRANTY**

Dfuser.com (hereafter "**SELLER**") gives Limited Warranty as to description, quality, merchantability, fitness for any product's purpose, productiveness, or any other matter of **SELLER's** product sold herewith. The **SELLER** shall be in no way responsible for the product's open use and service and the **BUYER** hereby waives all rights other than those expressly written herein. This Warranty shall not be extended or varied except by a written instrument signed by **SELLER** and **BUYER**.

The Warranty is Limited to ninety (90) days from the date of sale and limited solely to the parts contained within the product's kit. All products that are in question of Warranty must be returned shipping prepaid to the **SELLER** and must be accompanied by a dated proof of purchase receipt. All Warranty claims are subject to approval by Dfuser.com.

Under no circumstances shall the **SELLER** be liable for any labor charged or travel time incurred in diagnosis for defects, removal, or reinstallation of this product, or any other contingent expenses.

Under no circumstances will the **SELLER** be liable for any damage or expenses insured by reason of the use or sale of any such equipment.

**IN THE EVENT THAT THE BUYER DOES NOT AGREE WITH THIS AGREEMENT: THE BUYER MAY PROMPTLY RETURN THIS PRODUCT, IN A NEW AND UNUSED CONDITION, WITH A DATED PROOF OF PURCHASE, TO THE PLACE OF PURCHASE WITHIN TEN (10) DAYS FROM DATE OF PURCHASE FOR A FULL REFUND.**

**THE INSTALLATION OF THIS PRODUCT INDICATES THAT THE BUYER HAS READ AND UNDERSTANDS THIS AGREEMENT AND ACCEPTS ITS TERMS AND CONDITIONS.**

**AFTERMARKET PRODUCTS AND YOUR VEHICLE'S WARRANTY**




Many of our customers ask, "Will your product void my vehicle manufacturer's warranty?" While the answer is straightforward from a legal standpoint, we also want to educate our customers (and aftermarket Consumers) on some industry realities and offer some common sense precautions to minimize your risk.

Consumers of aftermarket products are protected by The Federal Magnusson-Moss Warranty Act. The Act states that if something breaks on your car and you take it in for warranty repair, the dealer must honor your warranty unless they can prove that whatever modifications you have added to your car actually caused the problem.

While as a consumer, you have strong legal protection with regards to your vehicle's warranty, there is also a practical reality that different automotive manufacturers and dealers have greatly varying views on aftermarket products, in particular those that produce horsepower, such as performance enhancement chips, modified intake manifolds, or aftermarket exhaust systems. There are dealers and manufacturers out there that will use the presence of a horsepower upgrade to void your vehicle's warranty. They will do this regardless of whose product you are using. Any aftermarket company that does not acknowledge this is misleading you.

The bottom line is that while the law protects the consumer and provides for enforcement of the warranty, it is very difficult for most people to hire an attorney and fight a voided warranty. Dfuser.com recommends that you always disconnect and remove your module and monitor when you take your vehicle to a dealer for warranty work in order not to interfere with Diagnostic equipment.

# 1999 - 2003 Illustration



1994 - 1997 Illustration



Hose Installed



Hose not installed



Left (Driver) side plug view



Right (Passenger) side plug view

Left side requires the relocation of the HPOP return line to the plug closer to the front

Visit us on the web: <http://www.dfuser.com>  
dfuser.com  
13701 Ranch Road 2338  
Georgetown, TX 78633