

i6

Bold and innovative, i6 represents the strong side of comfort. Its impressive airflow and striking design bring power into focus for your space, transforming the ordinary into the exceptional. Let automated SenseMe™ technology and an available color-changing LED modernize your notion of fan performance, then relax as i6 silently safeguards your comfort.



KEY FEATURES

- ▶ **Six premium airfoils** built from aircraft-grade aluminum
- ▶ **Patented brushless DC motor** for silent, efficient performance
- ▶ **Built-in SenseMe™ technology** for automated convenience and efficiency
- ▶ **Voice integration** with Amazon Alexa and Google Assistant devices
- ▶ **Available light kit** with fully dimmable, color-changing LED
- ▶ **Indoor and outdoor** models available to fit any space

DIAMETER

60, 72, 84, AND
96 INCHES
(152, 183, 213, AND 244 CM)

MOUNTING

- UNIVERSAL
- FLUSH MOUNT

CONTROL

- BLUETOOTH WALL/REMOTE
- MOBILE APP
- VOICE INTEGRATION

WARRANTY

UP TO
5 YEARS
INDOOR

UP TO
3 YEARS
OUTDOOR



BIG ASS FANS™

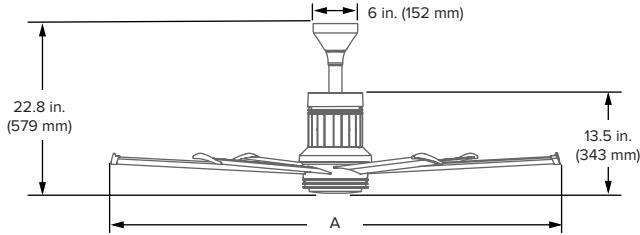

EXCEPTIONALLY
ENGINEERED

DISCOVER MORE ABOUT i6

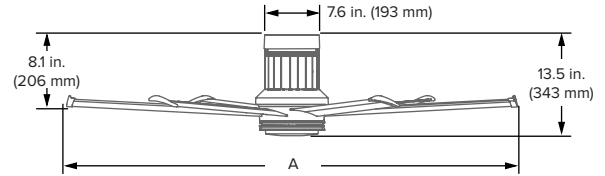
Learn more at bigassfans.com/i6
or call **877.BIG.FANS** for a free custom quote.

i6

INSPIRED BY INDUSTRY, BUILT FOR COMFORT



Pictured with 6 in. (152 mm) downrod and light kit⁶



Pictured with flush mount and light kit⁶

Technical Specifications

Diameter (A)	Environment	CFM ^{1,2}	Efficiency (CFM/W) ²	Max Watts	Max Speed	Light Kit	Input Power	Weight ³	Sound Level ⁴
60 in. (1.5 m)	Indoor	9,676 ¹	260	35.4 W	170 RPM	1,770 lm 72.6 lm/W	100–277 VAC, 50/60 Hz, 1 Φ	34 lb (15.4 kg)	<35 dba at max speed
	Covered Outdoor (IPX5)	9,746 ¹	257	31.6 W					
72 in. (1.8 m)	Indoor	13,598	312	41.6 W	140 RPM				
	Covered Outdoor (IPX5)	13,860	318	42.2 W					
84 in. (2.1 m)	Indoor	15,576	370	40.2 W	110 RPM				
	Covered Outdoor (IPX5)	15,814	369	41 W					
96 in. (2.4 m)	Indoor	12,616 (16,211) ²	525	36 W	80 RPM				
	Covered Outdoor (IPX5)	12,849 (16,560) ²	534	36 W					


Construction Features

Airfoils	Motor and Hub	Remote	Onboard Sensors	Integrations ⁵	Mounting ⁶	Accessories
Made from aircraft-grade aluminum Tilted blade profile for optimum airflow spread	24 V DC motor and power supply housed in a three-piece cast aluminum hub with integrated airflow retention system	"Point-anywhere" [™] pairing Integrated speed indicators Mount fixed to wall or with magnetic holder	Temperature, humidity, and motion sensors enable SenseME Technology	Voice control with Google Assistant or Amazon Alexa Works with home automation systems	Flat or sloped ceilings 8 ft (2.4 m) or taller Maximum slope: 33°	LED Light Kit 0–10 V module Optional downrod lengths available for ceilings over 14 ft (4.3 m)

Ordering Information

Diameter	Environment	Mount ⁷	Finish	Downrod ⁷	LED Light	0–10 V
MK-I61-05: 60 in. (1.5 m) MK-I61-06: 72 in. (1.8 m) MK-I61-07: 84 in. (2.1 m) MK-I61-08: 96 in. (2.4 m)	18: Indoor 19: Outdoor (Covered)	00: Flush 06: Standard	A727: Brushed Aluminum A728: Black A729: White A730: Oil-Rubbed Bronze A729F772: White with Driftwood	Blank: Flush I06: 6 in. (152 mm) I12: 12 in. (305 mm) I24: 24 in. (610 mm) I00: 36, 48, 60 in. (914, 1219, 1524 mm)	Blank: No LED Light S2: LED Light	Blank: No 0–10 V V54: 0–10 V

Finish Options



Black Finish with LED Light Kit



Remote



¹ 60 inch (1.5 m) fan measured with a 6 inch (152 mm) downrod. When direct-mounted, airflow and efficiency are 7122 cfm and 248 cfm/W (indoor) or 7105 cfm and 247 cfm/W (outdoor).
² 96 inch (2.4 m) fans are tested using the federally mandated test procedure (AMCA 230-15), which differs from the testing method used for 60, 72, and 84 inch fans. For comparative purposes only, the 96 inch (2.4 m) was tested using the small diameter method (shown in parentheses) and should not be used for compliance with federal regulations.
³ Weight does not include mount or downrod.
⁴ Actual results of sound measurements in the field may vary due to sound reflective surfaces and environmental conditions.
⁵ Google Assistant is a trademark of Google LLC, Amazon, Alexa and all related logos are trademarks of Amazon.com, Inc. or its affiliates.
⁶ Mount to an outlet box marked acceptable for fan support of 70 lb (31.8 kg).
⁷ Flush mount available on 60 in. (1.5 m) fans only, 6 in. (152 mm) downrod available on 60 and 72 in. (1.5 and 1.8 m) fans only, 96 in. (2.4 m) fans must use a 12 in. (305 mm) downrod minimum. 36, 48, and 60 in. (914, 1219, and 1524 mm) downrods ordered separately.



Lead times may vary. See full warranty for coverage information.



USA
BIGASSFANS.COM
877-244-3267

CANADA
BIGASSFANS.COM
844-924-4277

AUSTRALIA
BIGASSFANS.COM/AU
1300 244 277

SINGAPORE
BIGASSFANS.COM/SG
65 6709 8500