


SHELTERTECH HIGH TUNNEL

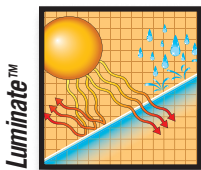
Custom Greenhouse Program

Manufactured
in the
U.S.A.
with Parts
Sourced Globally

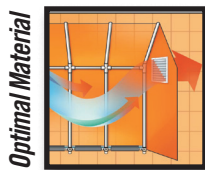


Cover
Fabric


LUMINATE™ Ripstop-Tough Translucent Fabric is custom-configured for your purchase. High-quality 5.5 oz. per square meter polyethylene is optimal for use in cold frame greenhouses. This material can be used in conjunction with wood paneling, sheet metal, or other materials. Fabric is set in place using Wiggle Wire-and-Track fasteners. Whether you're a professional grower or a backyard gardener, ShelterLogic can help you customize a Greenhouse for all of your cold-season growing needs.



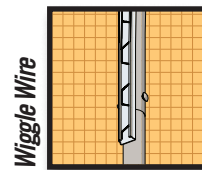
5.5 oz./m² Polyethylene for ultimate durability and superior strength. Allows visible light in while helping to block harmful UVA and UVB rays.



Optimal Material Extends your growing season into the cooler months. Protects plants from harsh weather. Less water needed!



Ready-to-Go All the needed parts are included especially for the frame profile you have purchased.



Sealed Connections Uses the Wiggle Wire-and-Track fastener system for tight, water-resistant seals.

Kit Includes:

- 5.5 oz./m² LUMINATE™ Polyethylene Fabric
- Wiggle Wire
- Wiggle Wire Track

WARRANTY COVERAGE PERIOD OVERVIEW	Component	Term
	Standard 5.5 oz. Cover Fabric	1 Year, Full Repair or Replacement
	Hardware and Accessories	1 Year, Full Repair or Replacement