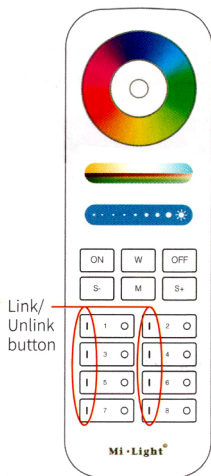
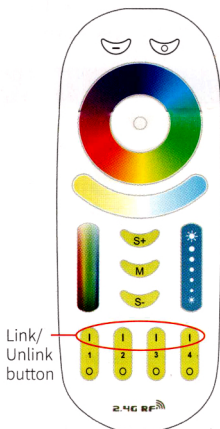
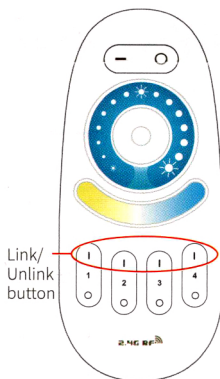
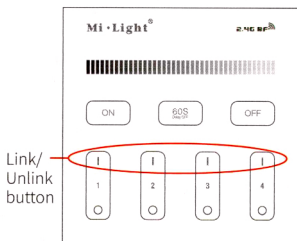
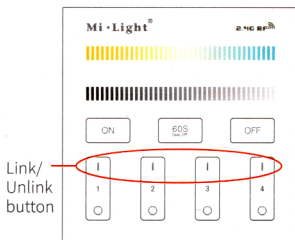
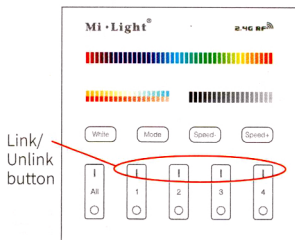


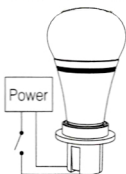
The link and unlink instruction apply to below remote





The light can be working after linking with the remote controller.


Linking Instructions



- 1 Switch off the light, after 10 seconds switch on again



- 2 When the light on, short press any zone of "🔒" **3 times** within 3 seconds

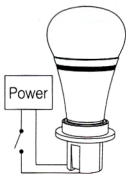


- 3 The light blink 3 times slowly means the linking is done successfully.



If the light not blink slowly, the linking failed, Pls switch off the light again, and follow the above steps again.


Unlinking Instructions



- 1 Switch off the light, after 10 seconds switch on again



- 2 When the light on, short press "🔒" **5 times** within 3 seconds
Unlinking must be the same zone with the Linking



- 3 The light blinking 10 times quickly, means the unlinking successfully.



If the light not blink quickly, the unlink failed, pls switch off the light again, and follow the above steps to unlink again.