

VEROBOARD®

LED Type: VBDFS-COB480W2-XXXX-24S
Colour: 2700K • 3000K • 3500K • 4000K • 5000K

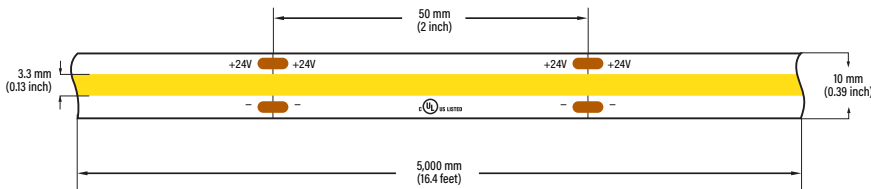
	Wattage	Brightness
Per Foot	2W/ft	155Lm/ft
Per Meter	6W/m	510Lm/m



DESCRIPTION

Flexible 10mm wide linear LED strip. Available in 5 meter (16.4 feet) rolls that can be cut every 2 inches. The LED Strip lights are manufactured with high-quality materials and designed for professional lighting. Every strip light begins with a heavy-duty dualcore copper printed circuit board (PC Board), which is then soldered with an array of chips and color options. Moreover, the strip lights come with a strong 3M adhesive backing. They can be cut to any size (marked interval points) and rejoined by soldering.

DIMENSIONS



SPECIFICATIONS

Model:	VBDFS-COB480W2-xxxx-24S
Color Temperature:	2700K • 3000K • 3500K • 4000K • 5000K
LED Type:	COB
LED Qty:	480 LEDs per meter
LM/LED:	1 Lm per LED
Input Voltage (VF):	24V DC
Power:	6W per meter (2W/ft)
Brightness:	510 Lm/meter (155 Lm/ft)
Lifespan:	>50,000 hours
PCB:	3oz PCB, Double-side, white colour 10mm width
IP Rating:	IP20 (Indoor use only)
Rendering Index (Ra):	CRI>95
Beam Angle:	120°
Dimmable:	Yes
Cut Size:	Every 2"
Operating Temperature:	-15°C to +40°C
Dimensions:	5,000 x 10 x 2.15mm (196.8" x 0.39" x 0.08")
Certificates:	UL / RoHS
Roll Length:	5 meter roll (16.4ft)

Contact Name: _____

Company: _____

Phone: _____


Email: _____



666561425944 666561425951 666561425968



666561425975 666561425982



ORDERING GUIDE

Example part number: **VBDFS - COB480W2 - XXXX - 24 - S**

MODEL	SERIES	COLOUR	VOLTAGE	LENGTH
VBDFS	COB480W2	XXXX 2700K 3000K 3500K 4000K 5000K	24V	XXXX Custom Length S (Full Roll 5 Meter)

For more information about our products and services, please visit our website: www.veroboard.com

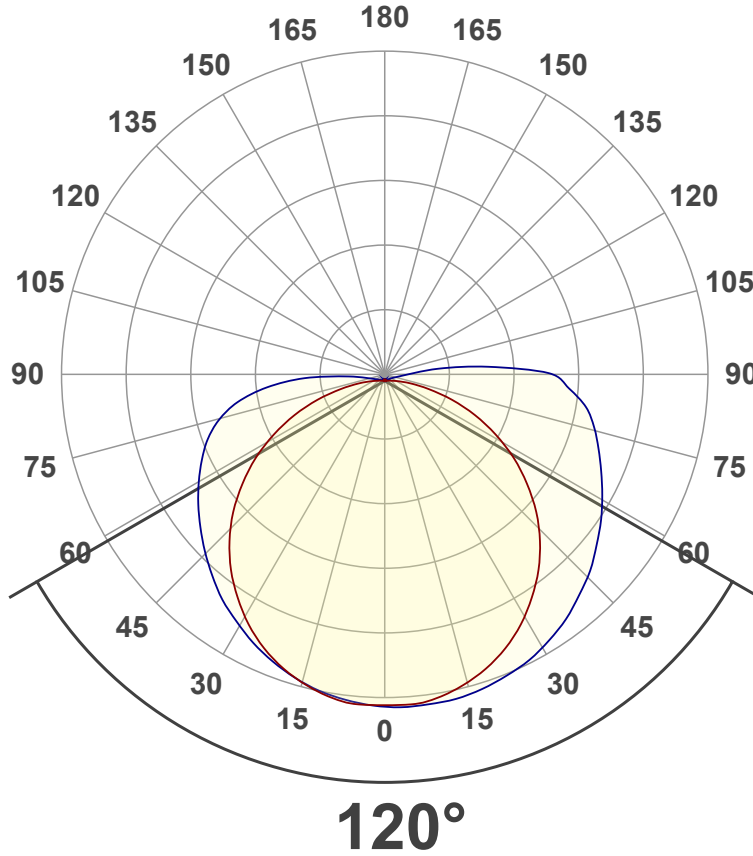
Light Measurement Report

Print date: 2023-04-26

Measurement date and time: 2023-04-26 2:53:34 PM – Measurement no. VFR-230426-0174-MS

Luminous Intensity diagram

Unit: 0-100% of peak intensity



Main Values

Lumen Up% / Down%	5.3% / 94.7%
Peak Intensity	37.7 cd
Beam Angle (50%)	120°
Beam Angle (90%)	172.1°
Beam Angle (10%)	115.2°

Cut-off Angle

Average 2,5%	196.8°
--------------	--------

Field Angle

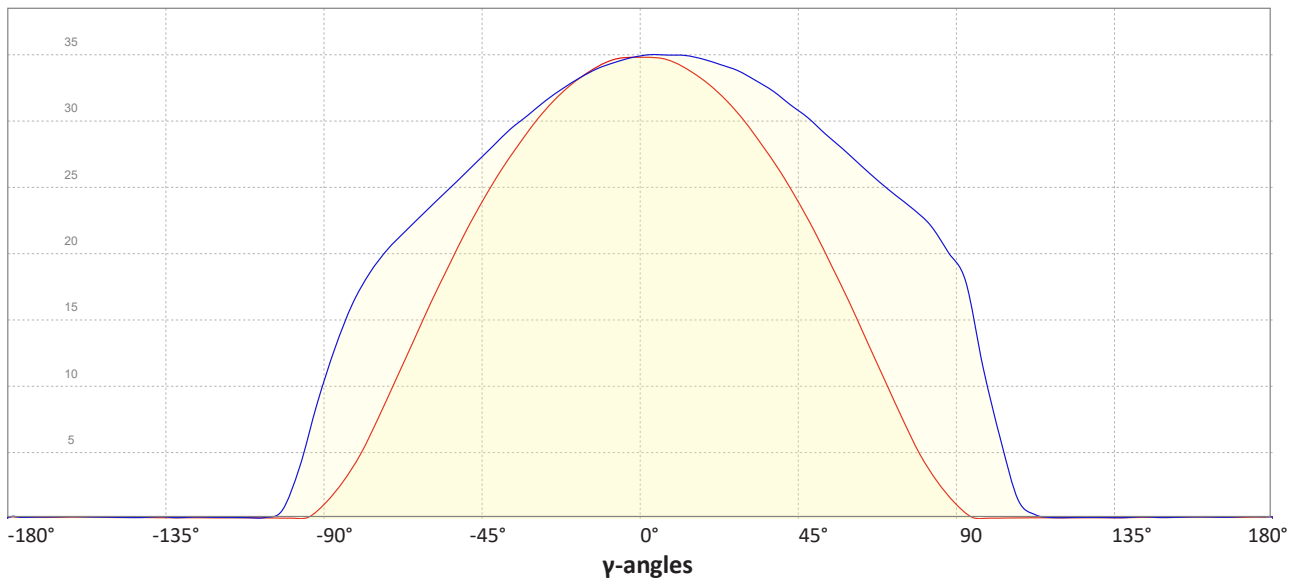
Average 10%	184.4°
-------------	--------

Intensity Ratio

In 120° cone	62.5%
In 90° cone	40.5%

C000-C180
C090-C270

Linear distribution diagram - Intensity (candela) vs γ -angle



Light Measurement Report

Print date: 2023-04-26

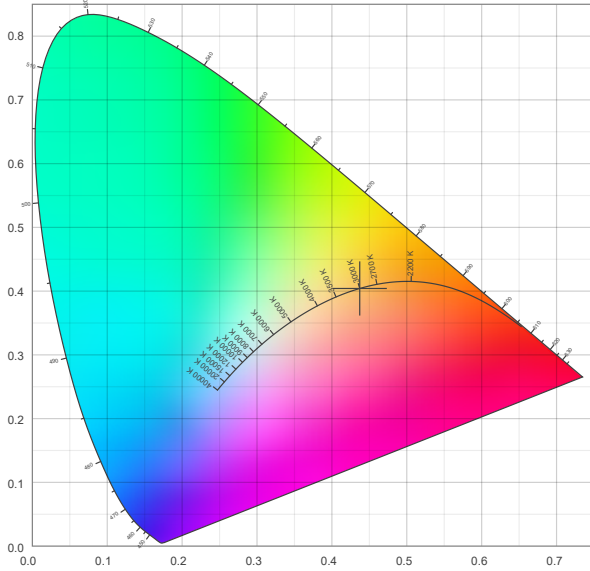
Measurement date and time: 2023-04-26 2:53:34 PM – Measurement no. VFR-230426-0174-MS

Color details

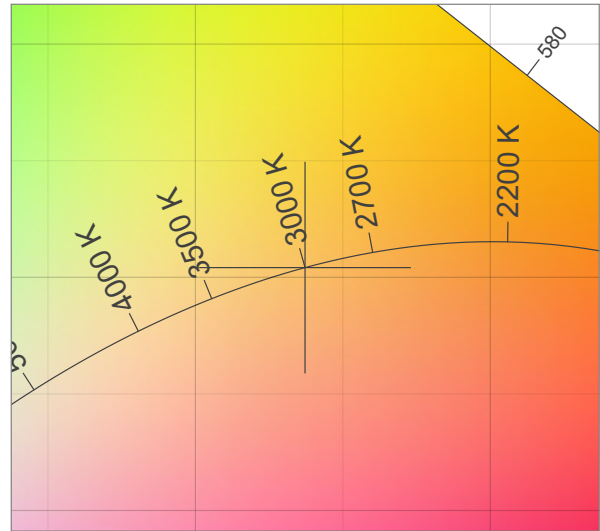
Correlated Color Temperature, Target CCT = 3000 K
 Correlated Color Temperature, Measured CCT = 2894 K
 Color Rendering Index CRI 97.4
 Color Rendering Index, R9 (red component) R9 = 97.6
 Color Rendering TM30-18 R_f 94.3 – R_g 101.1
 Color Quality Scale CQS = 95.6

MacAdam Steps
 Color coordinates CIE 1931 (x;y) = (0.437;0.404)
 Color coordinate CIEs 1960 (u';v') = (0.251;0.348)
 Color deviation from BBL Duv = -0.0004
 Color coordinate CIEs 1976 (CIELUV) (u';v') = (0.251;0.251)

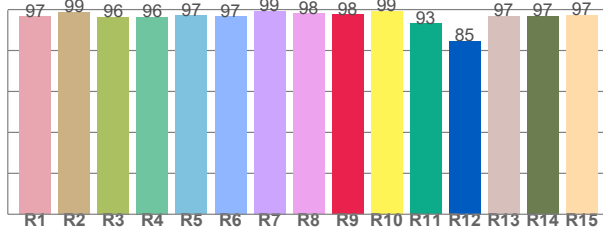
CIE 1931



CIE 1931 – zoomed on Planckian locus



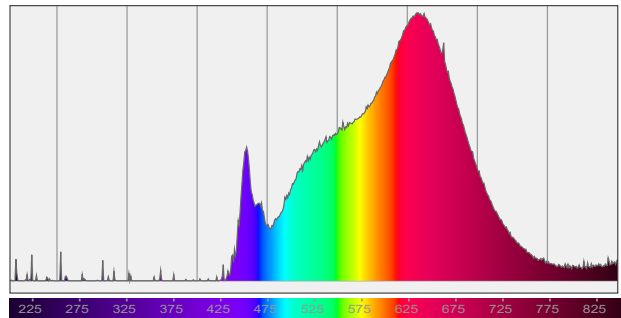
Color Rendering Index per reference color (CIE 1995)



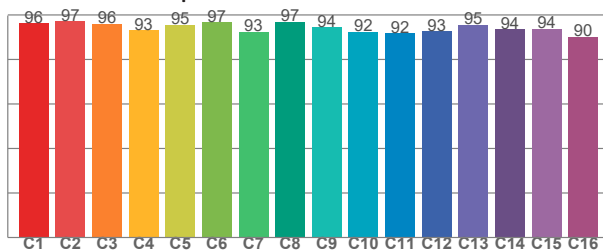
CRI R values, only R1-R8 are used to calculate final CRI value

R1	R2	R3	R4	R5	R6	R7	R8	R9	R10	R11	R12	R13	R14	R15
96.6	98.9	96.4	96.4	97.2	96.8	99.2	98.1	97.6	99.4	93.3	84.7	96.9	96.8	97.4

Spectral power distribution (SPD) / W/nm – 0-100%



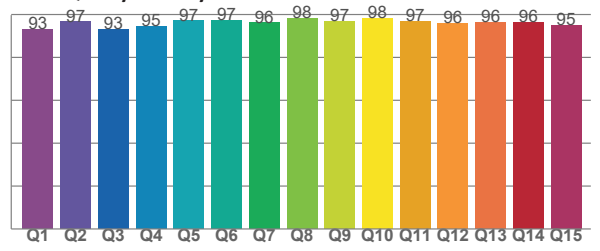
TM30-18 Rf-values per hue bin



TM30 C values, 16 binned values out of total of 99 C values

C1	C2	C3	C4	C5	C6	C7	C8	C9	C10	C11	C12	C13	C14	C15	C16
96.3	97.3	96.0	93.2	95.5	96.8	92.5	96.9	94.4	92.4	91.8	92.7	95.5	93.5	93.7	90.1

Color Quality Scale by reference color



CQS Q values

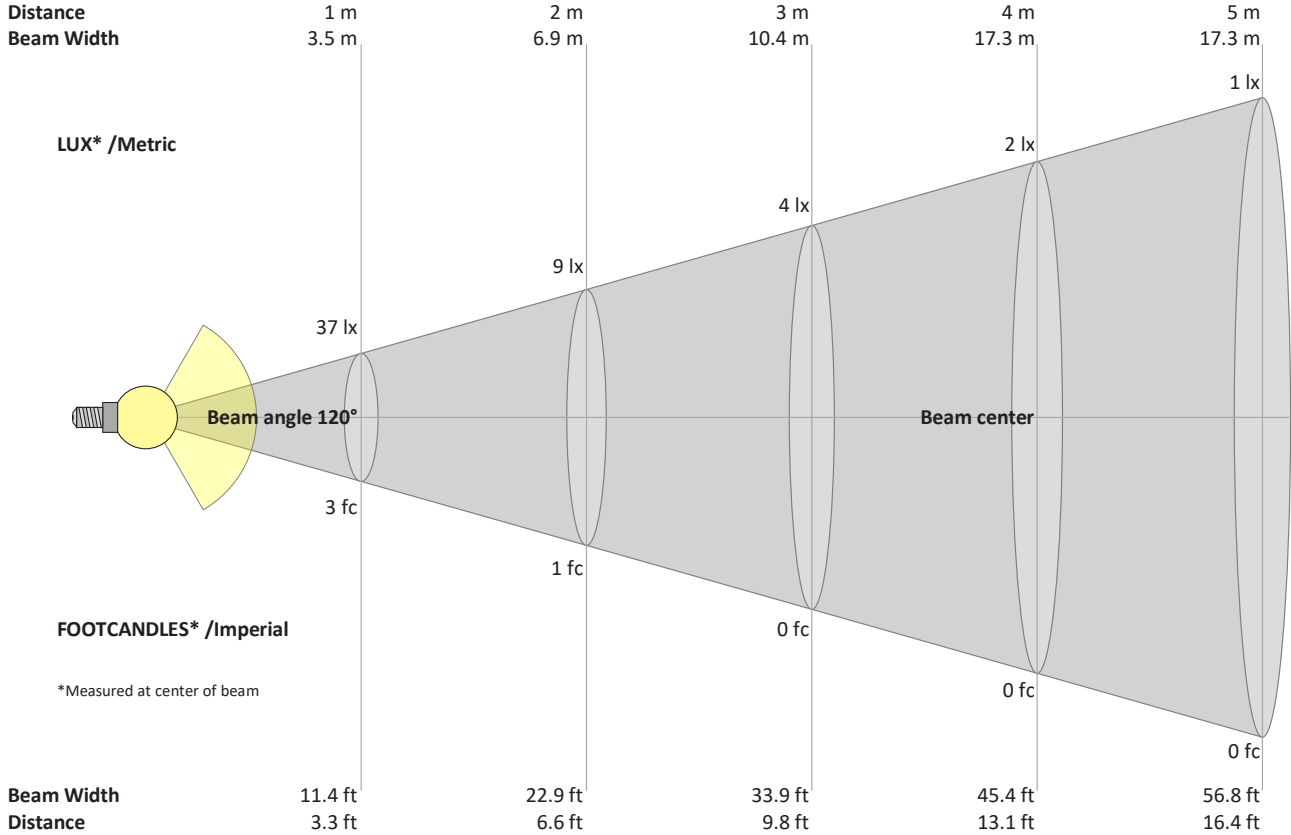
Q1	Q2	Q3	Q4	Q5	Q6	Q7	Q8	Q9	Q10	Q11	Q12	Q13	Q14	Q15
93.1	96.6	93.2	94.5	97.0	97.2	96.1	98.1	96.9	98.1	97.0	96.0	96.4	96.2	95.1

Light Measurement Report

Print date: 2023-04-26

Measurement date and time: 2023-04-26 2:53:34 PM – Measurement no. VFR-230426-0174-MS

Beam Details



Beam intensities from 1 – 20 m

1	2	3	4	5	6	7	8	9	10	11	12	13	14	15	16	17	18	19	20	m
3.3	6.6	9.8	13.1	16.4	19.7	23	26.2	29.5	32.8	36.1	39.4	42.7	45.9	49.2	52.5	55.8	59.1	62.3	65.6	ft
37	9	4	2	1	1	1	1	0	0	0	0	0	0	0	0	0	0	0	0	lux
3.5	0.9	0.4	0.2	0.1	0.1	0.1	0.1	0	0	0	0	0	0	0	0	0	0	0	0	fc

Intensities in 0° c-plane

0°	9°	18°	27°	36°	45°	54°	63°	72°	81°	90°	99°	108°	117°	126°	135°	144°	153°	162°	171°	y
37.5	37.1	35.6	33.2	29.8	25.7	20.8	15.4	9.8	4.6	1.2	0.1	0.1	0.1	0.1	0.1	0.1	0.1	0.1	0.1	cd
100%	99%	95%	88%	79%	69%	56%	41%	26%	12%	3%	0%	0%	0%	0%	0%	0%	0%	0%	0%	of 0°val

Intensities in 90° c-plane

0°	9°	18°	27°	36°	45°	54°	63°	72°	81°	90°	99°	108°	117°	126°	135°	144°	153°	162°	171°	y
37.5	37.6	37.3	36.5	35.0	33.1	30.9	28.6	26.4	24.3	20.5	10.6	1.4	0.1	0.1	0.1	0.1	0.1	0.1	0.1	cd
100%	100%	100%	97%	93%	88%	82%	76%	70%	65%	55%	28%	4%	0%	0%	0%	0%	0%	0%	0%	of 0°val

Intensities in 180° c-plane

0°	9°	18°	27°	36°	45°	54°	63°	72°	81°	90°	99°	108°	117°	126°	135°	144°	153°	162°	171°	y
37.5	37.1	35.6	33.2	29.8	25.7	20.8	15.4	9.8	4.6	1.2	0.1	0.1	0.1	0.1	0.1	0.1	0.1	0.1	0.1	cd
100%	99%	95%	88%	79%	69%	56%	41%	26%	12%	3%	0%	0%	0%	0%	0%	0%	0%	0%	0%	of 0°val

Intensities in 270° c-plane

0°	9°	18°	27°	36°	45°	54°	63°	72°	81°	90°	99°	108°	117°	126°	135°	144°	153°	162°	171°	y
37.5	36.9	35.6	33.9	31.8	29.4	26.9	24.4	21.8	17.9	11.1	2.7	0.1	0.1	0.1	0.1	0.1	0.1	0.1	0.2	cd
100%	98%	95%	90%	85%	78%	72%	65%	58%	48%	30%	7%	0%	0%	0%	0%	0%	0%	0%	0%	of 0°val