

VEROBOARD®

Name: _____

Quantity: _____

Phone: _____

Email: _____

4" LED Commercial Downlight Sloped Ceiling Reflector Round Trim

SPECIFICATIONS



Model No.*	VBD-COM-4-XXXX-4SLR			
Voltage	120-347V AC			
Frequency	50/60Hz			
Wattage	20W			
Input Current	0.2A			
Available Colour Temperatures	<table border="1"> <tr> <td>WARM WHITE 3000K</td> <td>NATURAL WHITE 4000K</td> <td>DAY LIGHT 5000K</td> </tr> </table>	WARM WHITE 3000K	NATURAL WHITE 4000K	DAY LIGHT 5000K
WARM WHITE 3000K	NATURAL WHITE 4000K	DAY LIGHT 5000K		
Brightness	1530Lm			
Trim Type	Open Reflector Trim			
Beam Angle	80°			
Colour	White			
Lifespan	50,000 Hours			
Dimmable	Yes (0-10 Dimming)			
Package Content	J Box structured engine, Reflector trim			
Dimensions (Reflector)	Diameter: 162mm (6.3") Overall Depth: 158.75mm (6.25")			
Dimensions (Cut Size)	132.9mm (5.23")			

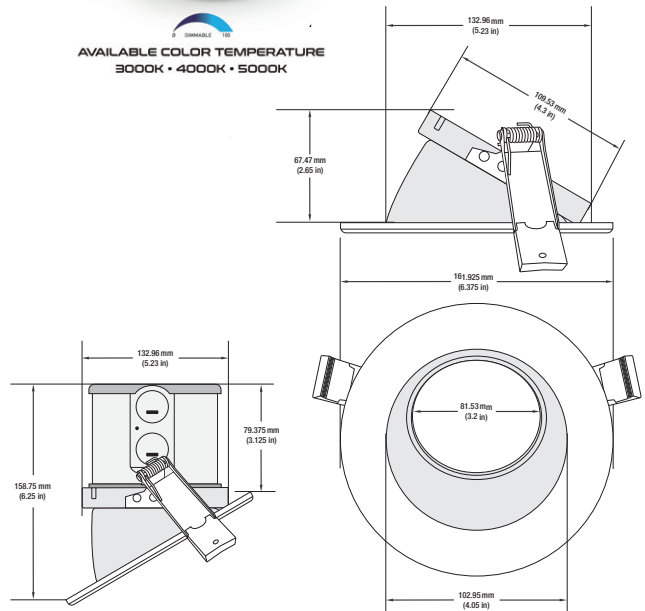
* Please see the "Ordering Guide" table at the bottom of this page for how to place your order.



Features

- Comes with a 20W engine that has an inbuilt LED Driver, J-Box structured with good heat dissipation.
- Choose the options which best suits you. Warm White (3000K), Natural White (4000K), and Daylight (5000K).
- The 20W engine is compatible with all commercial lighting reflector trims (CPS series Model).
- Applicable for Indoor use only (dry and damp locations).
- Has a lifespan of 50,000 hours.
- It can be dimmed using a 0-10v dimmer.
- These commercial downlights come in 4 inches, 6 inches, in different shapes (Round, Square).
- We also carry this engine downlight for sloped ceilings in wall wash trims.
- Easy for installation with push springs.
- The J-Box engine has an anti-UV Frosted Polycarbonate Lens that helps in even light transmission, prevents discoloration.
- It is suitable for recessed lighting of commercial and public places and elegantly decorate the ambiance, in shopping malls, hospital, airport, hotel lobbies, and similar places.
- It is a highly efficient product with an Energy Star logo.

ORDERING GUIDE				
Example part number: VBD - COM - 4 - XXXX - 4SLR				
MODEL	SERIES	DIAMETER	COLOUR	REFLECTOR SHAPE
VBD	COM	XXX	XXXX	XXXX
		4"	3000K	6R 4S 4SL 4SLR
		6"	4000K	8R 6S 6SL 6SLR
		8"	5000K	



Safety and Warning

The fixture must be wired in accordance with local electrical codes. All the installation must be done by a certified electrician. Do not modify the product, any modification may render the product unsafe and void the warranty.



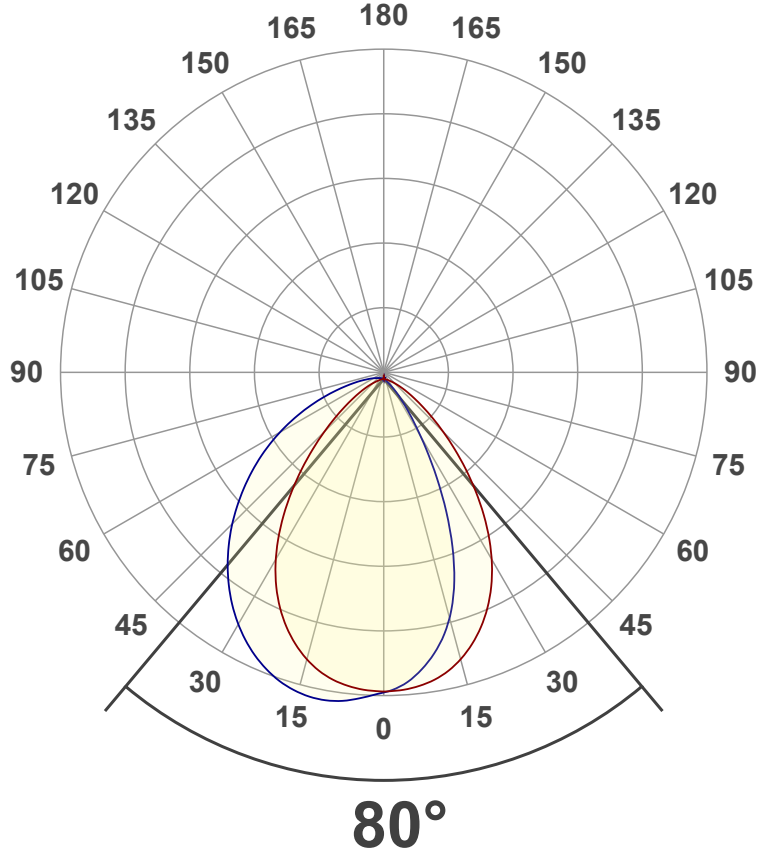
Light Measurement Report

Print date: 2023-01-26

Measurement date and time: 2023-01-26 12:12:14 PM – Measurement no. VFR-230126-0014-MS

Luminous Intensity diagram

Unit: 0-100% of peak intensity



Main Values

Output (total Lumen)	1530 lm
Lumen Up% / Down%	0.68% / 99.32%
Peak Intensity	927 cd
Beam Angle (50%)	80°
Beam Angle (90%)	79.5°
Beam Angle (10%)	77°

Cut-off Angle

Average 2,5%	142.9°
--------------	--------

Field Angle

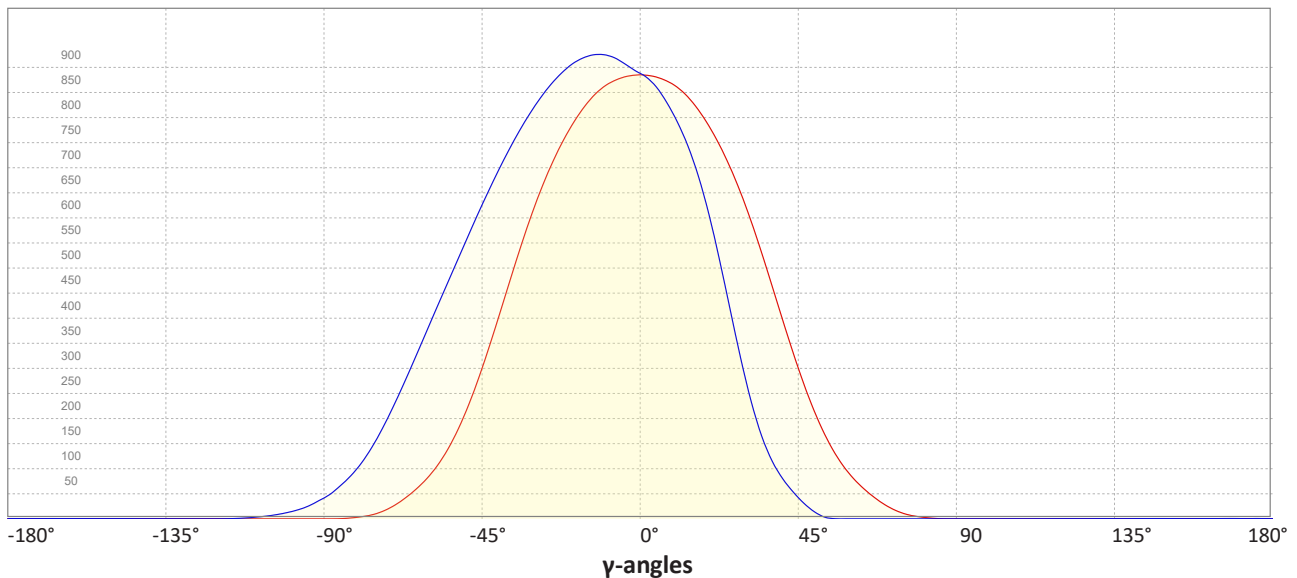
Average 10%	120.3°
-------------	--------

Intensity Ratio

In 120° cone	88.1%
In 90° cone	69.8%

C000-C180
C090-C270

Linear distribution diagram - Intensity (candela) vs γ -angle



Light Measurement Report

Print date: 2023-01-26

Measurement date and time: 2023-01-26 12:12:14 PM – Measurement no. VFR-230126-0014-MS

Color details

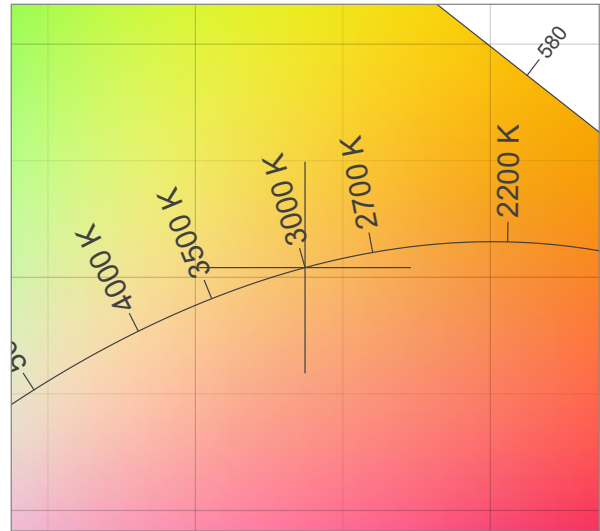
Correlated Color Temperature, Target CCT = 3000 K
 Correlated Color Temperature, Measured CCT = 2946 K
 Color Rendering Index CRI 82.5
 Color Rendering Index, R9 (red component) R9 = 6.4
 Color Rendering TM30-18 R_f 84.3 – R_g 93.7
 Color Quality Scale CQS = 81.8

MacAdam Steps
 Color coordinates CIE 1931 (x;y) = (0.437;0.404)
 Color coordinate CIEs 1960 (u';v') = (0.251;0.348)
 Color deviation from BBL Duv = -0.0025
 Color coordinate CIEs 1976 (CIELUV) (u';v') = (0.251;0.251)

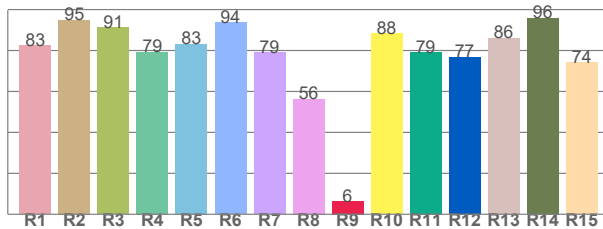
CIE 1931



CIE 1931 – zoomed on Planckian locus



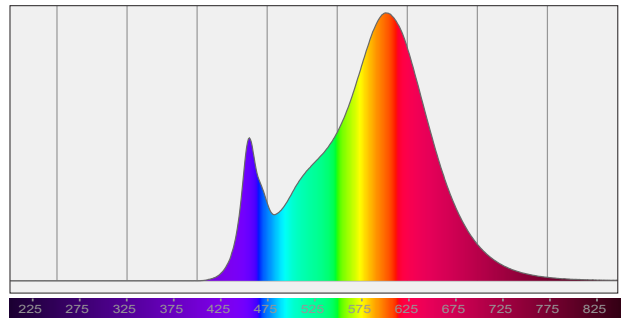
Color Rendering Index per reference color (CIE 1995)



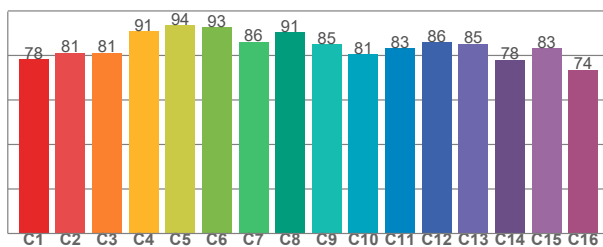
CRI R values, only R1-R8 are used to calculate final CRI value

R1	R2	R3	R4	R5	R6	R7	R8	R9	R10	R11	R12	R13	R14	R15
82.5	94.9	91.3	79.3	83.3	93.7	79.1	56.3	6.4	88.4	79.2	76.9	86.1	95.9	74.1

Spectral power distribution (SPD) / W/nm – 0-100%



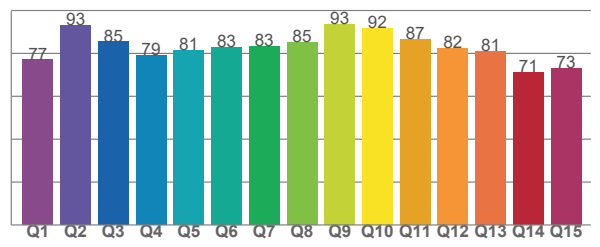
TM30-18 Rf-values per hue bin



TM30 C values, 16 binned values out of total of 99 C values

C1	C2	C3	C4	C5	C6	C7	C8	C9	C10	C11	C12	C13	C14	C15	C16
78.2	81.1	81.1	90.8	93.6	92.8	86.0	90.5	85.0	80.6	83.2	86.0	85.2	78.0	83.1	73.5

Color Quality Scale by reference color



CQS Q values

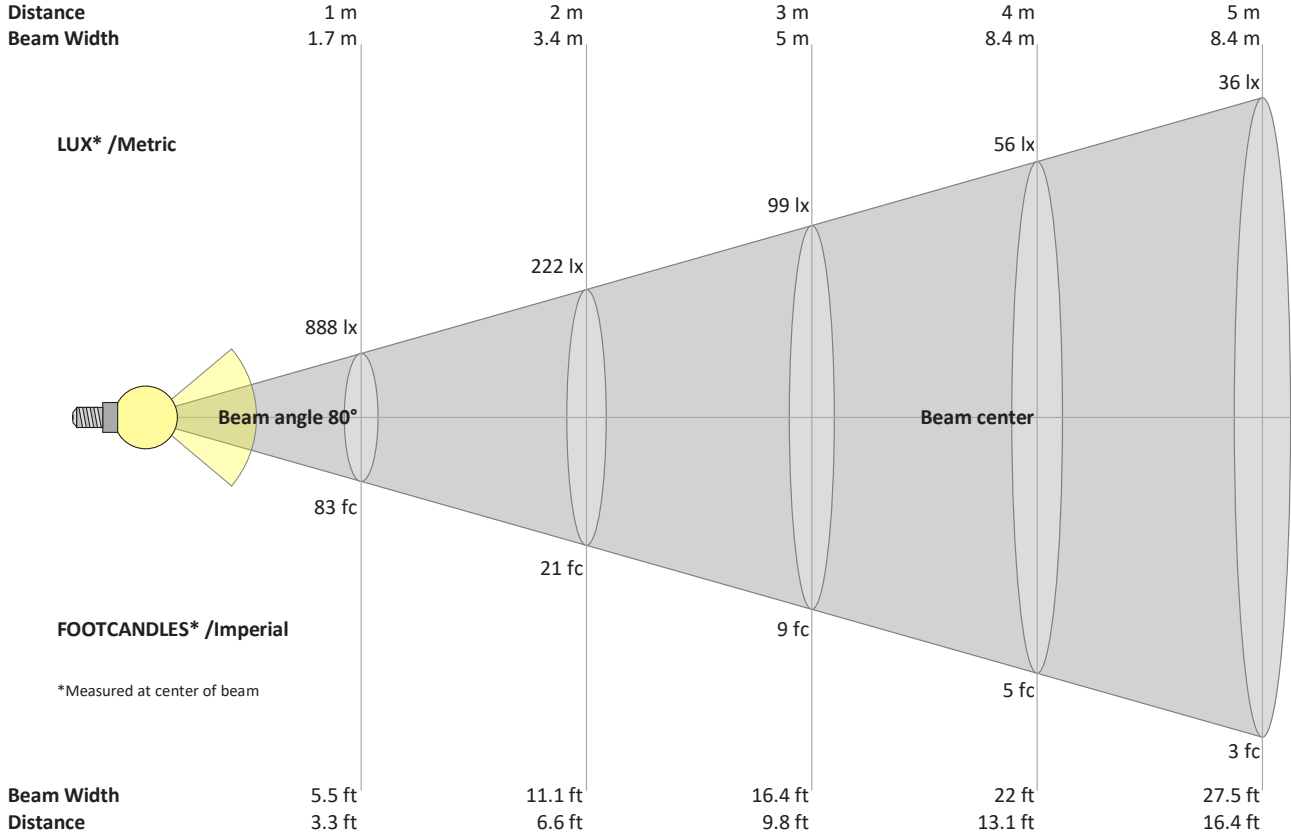
Q1	Q2	Q3	Q4	Q5	Q6	Q7	Q8	Q9	Q10	Q11	Q12	Q13	Q14	Q15
77.1	93.2	85.4	79.3	81.4	82.9	83.5	85.3	93.4	91.7	86.5	82.3	80.9	71.1	73.1

Light Measurement Report

Print date: 2023-01-26

Measurement date and time: 2023-01-26 12:12:14 PM – Measurement no. VFR-230126-0014-MS

Beam Details



Beam intensities from 1 – 20 m

1	2	3	4	5	6	7	8	9	10	11	12	13	14	15	16	17	18	19	20	m
3.3	6.6	9.8	13.1	16.4	19.7	23	26.2	29.5	32.8	36.1	39.4	42.7	45.9	49.2	52.5	55.8	59.1	62.3	65.6	ft
888	222	99	56	36	25	18	14	11	9	7	6	5	5	4	3	3	3	2	2	lux
82.5	20.6	9.2	5.2	3.3	2.3	1.7	1.3	1	0.8	0.7	0.6	0.5	0.4	0.4	0.3	0.3	0.3	0.2	0.2	fc

Intensities in 0° c-plane

0°	5°	10°	15°	20°	25°	30°	35°	40°	45°	50°	55°	60°	65°	70°	75°	80°	85°	90°	95°	y
888	881	865	831	779	711	625	522	410	301	209	136	87	52	27	11	4	0	0	0	cd
100%	99%	97%	94%	88%	80%	70%	59%	46%	34%	23%	15%	10%	6%	3%	1%	0%	0%	0%	0%	of 0°val

Intensities in 90° c-plane

0°	5°	10°	15°	20°	25°	30°	35°	40°	45°	50°	55°	60°	65°	70°	75°	80°	85°	90°	95°	y
888	859	800	716	595	438	280	158	87	43	13	1	0	0	0	0	0	0	0	0	cd
100%	97%	90%	81%	67%	49%	32%	18%	10%	5%	1%	0%	0%	0%	0%	0%	0%	0%	0%	0%	of 0°val

Intensities in 180° c-plane

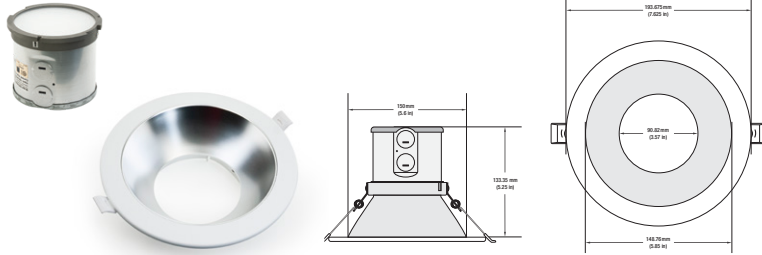
0°	5°	10°	15°	20°	25°	30°	35°	40°	45°	50°	55°	60°	65°	70°	75°	80°	85°	90°	95°	y
888	881	865	831	779	711	625	522	410	301	209	136	87	52	27	11	4	0	0	0	cd
100%	99%	97%	94%	88%	80%	70%	59%	46%	34%	23%	15%	10%	6%	3%	1%	0%	0%	0%	0%	of 0°val

Intensities in 270° c-plane

0°	5°	10°	15°	20°	25°	30°	35°	40°	45°	50°	55°	60°	65°	70°	75°	80°	85°	90°	95°	y
888	912	927	924	905	871	824	767	701	627	549	468	388	306	229	160	106	69	42	24	cd
100%	103%	104%	104%	102%	98%	93%	86%	79%	71%	62%	53%	44%	34%	26%	18%	12%	8%	5%	3%	of 0°val

AVAILABLE OTHER TRIM MODELS

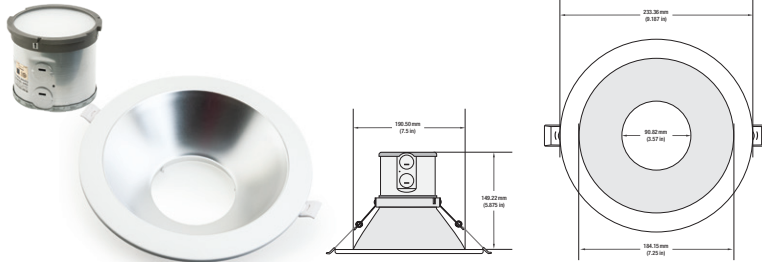
6" LED Commercial Downlight Reflector Round Trim



SKU: 66651415914




8" LED Commercial Downlight Reflector Round Trim



SKU: 66651415921




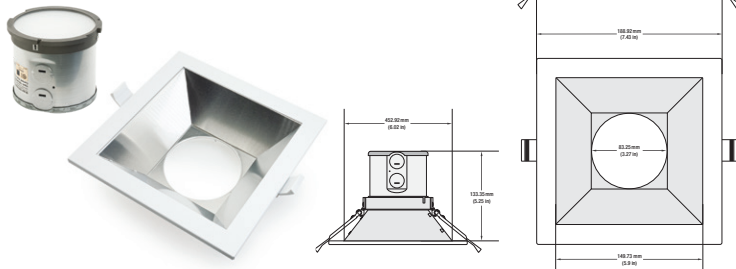
4" LED Commercial Downlight Reflector Square Trim



SKU: 666561419943



6" LED Commercial Downlight Reflector Square Trim

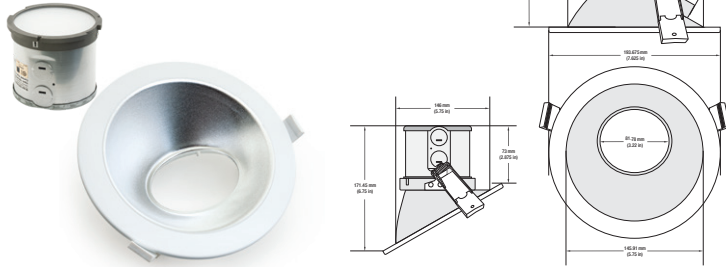


SKU: 666561419950



AVAILABLE OTHER TRIM MODELS

6" LED Commercial Downlight Sloped Ceiling Reflector Round Trim

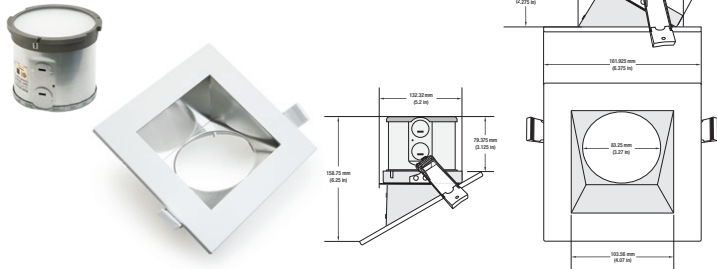


SKU: 666561419936



MODEL No. **VBD-COM-6-XXXX-6SLR**

4" LED Commercial Downlight Sloped Ceiling Reflector Square Trim

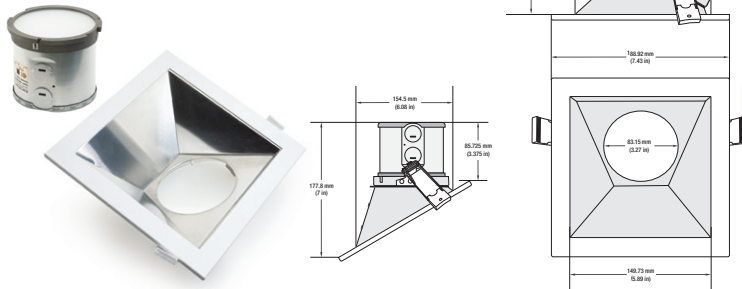


SKU: 666561419967



MODEL No. **VBD-COM-4-XXXX-4SLS**

6" LED Commercial Downlight Sloped Ceiling Reflector Square Trim



SKU: 666561419974



MODEL No. **VBD-COM-6-XXXX-6SLS**

Notes:

Disclaimer:

The data and information contained in this specification sheet are subject to change without notice; the ratings supplied are provided based on the product manufacturer. The information contained in this specification sheet should not be considered a warranty, expressed or implied, including, but not limited to, a warranty of merchantability or fitness for a particular purpose. In no event shall Veroboard be liable for any incidental or consequential damages resulting from the use, misuse, or inability to use the product. This exclusion applies regardless of whether such damages are sought based on breach of warranty, breach of contract, negligence, strict liability in tort, or any other legal theory.

For more information about our products and services, please visit our website: www.veroboard.com