


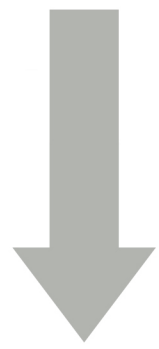
Operation Instruction






scooter

front windshield



roof with bracket



incubator

front support



rear support



incubator support




Golf rack



screw


Fastening Classification Diagram

M8*40 cylinder hexagon screw
M8 cap nut
M8 flat pad
*2 sets



install the faucet handle

M10*40 cylinder hexagon screw
*2 sets



install under the front support

M10*40 cylinder hexagon screw*2
M10*80 cylinder hexagon screw*2
M10 self locking nut*4
M10 flat pad*4



install under the rear support

M6*40 half round hexagon screw
M6 cap nut
M6 flat pad
*2 sets



install the glass

M8*65 cylinder hexagon screw
M8 cap nut
M8 flat pad
*2 sets



install the front roof bracket


install the rear roof bracket
M8*45 cylinder hexagon screw
M8 cap nut
M8 flat pad
*4 sets




M8*40 cylinder hexagon screw
M8 cap nut
M8 flat pad
install the Golf rack




M6*40 countersunk head hexagon socket screw
M6 cap nut
M6 flat pad
*2 sets
install the incubator support




TRIPS:




length-40
diameter-6




diameter-6




diameter-6



cylinder hexagon screw



half round hexagon screw



countersunk head hexagon socket screw



seat



charger



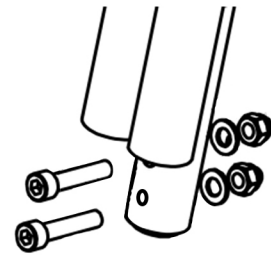

battery




Insert the faucet tube.



↑ Grasp the faucet handle and move out of the scooter slowly.



➔ Install the screw of the faucet handle.



➔ Install front support. Tighten the screws.

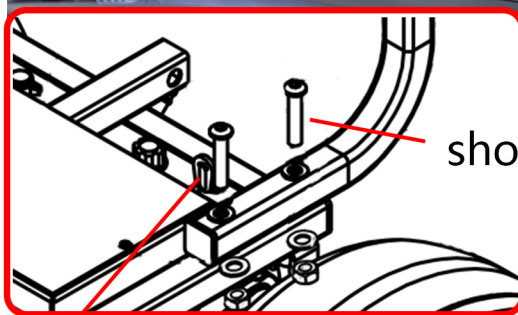



➔ Pull the push rod under the seat to fix the seat.





➔ Install rear bracket

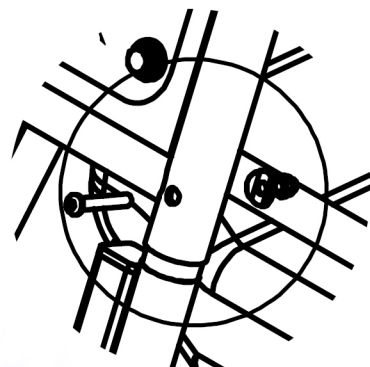


short screw

long screw



➔ Install glass.
Tighten the screws.



Pay attention to the front and rear of the roof.
Install two parts as shown in the figure.
Tighten the screws.


front

rear


step1:
Install the screws
from bottom to top

step2:
Install the screws
from the outside to the inside

Install the Golf Stand.



- ➔ Install the incubator support
Install the incubator



- ➔ Put the battery into the battery compartment.
➔ Fixed battery.
➔ Connect the battery cable.

