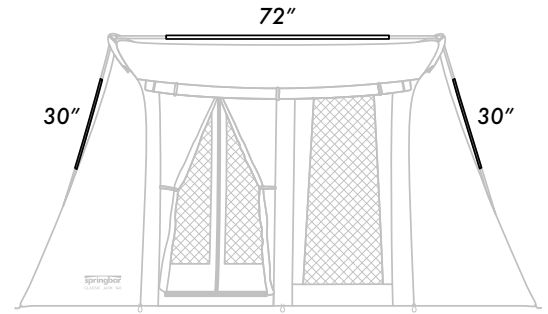


# SNOWLOAD POLE KIT

Compatible with the Springbar Classic Jack 140 and Highline 8 Canvas Tent

## INCLUDED PARTS:

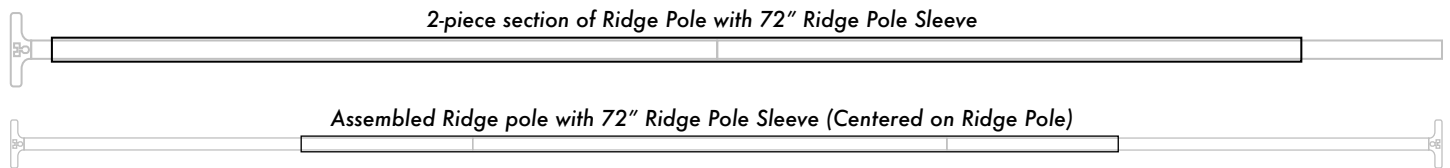
- 72-inch Ridge Pole Sleeve Reinforcement (steel) x 1
- 30-inch Upright Pole Reinforcements (aluminum) x 2
- Canvas Carry Sleeve x 1



## INSTRUCTIONS:

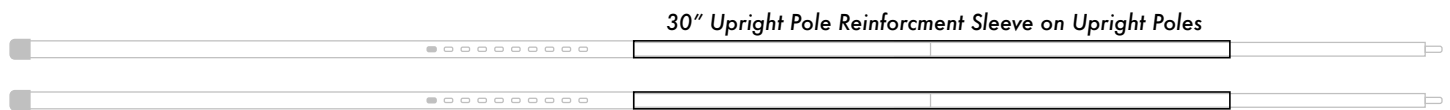
\* **Note:** The 72-inch Ridge Pole Sleeve Reinforcement is used in place of the 36-inch pole sleeve which comes standard with the tent.

**1)** Assemble the 2-piece section of the ridge pole, slide the 72-inch Ridge Pole Sleeve over both sections.



**2)** Proceed to assemble the ridge and tension bars per the standard tent setup instructions.

**3)** Assemble one upright pole with the button on the lowest setting. Slide one of the 30-inch aluminum sleeves over the top of the pole. Repeat with the second upright.



**4)** Proceed to finish the tent setup per the standard setup instructions.



Scan for standard Springbar Tent setup instructions.

