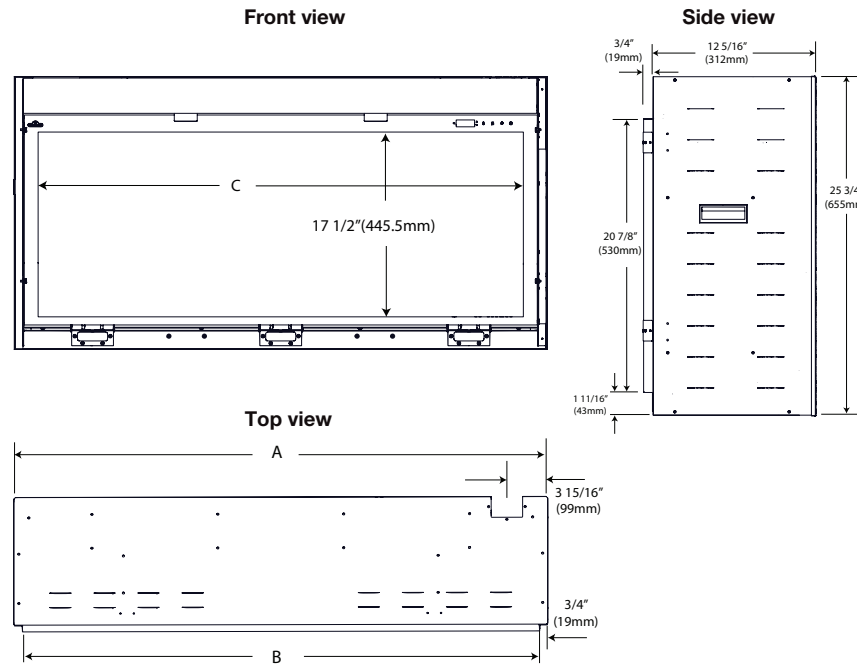


# SPECIFICATIONS

Dimensions			
Model No.	A (Outside Width)	B (Finishing Opening)	(C) Viewing Area
NEFB50AB	50 1/4" (1276mm)	48 5/8" (1234mm)	45 3/4" (1162mm)
NEFB62AB	62 1/4" (1579mm)	60 5/8" (1539mm)	57 3/4" (1467mm)
NEFB74AB	74 1/4" (1882mm)	72 5/8" (1844mm)	69 3/4" (1772mm)
NEFB96AB	96 1/4" (2441mm)	94 5/8" (2402mm)	91 3/4" (2330mm)



# ASTOUND BUILT-IN

## BUILT-IN ELECTRIC FIREPLACE

NEFB50AB | NEFB62AB | NEFB74AB | NEFB96AB



## EXPERIENCE THE POWER OF FIRE

### ENHANCE YOUR WELLBEING

Napoleon's Power of Fire research has proven a fireplace can help reduce stress and stimulate your brain.


SCAN TO LEARN MORE ABOUT THE RESEARCH AND THE HEALTH BENEFITS OF FIREPLACES



napoleon.com

24 Napoleon Road, Barrie, Ontario, Canada L4M 0G8  
103 Miller Drive, Crittenden, Kentucky, USA 41030  
7200 Trans Canada Highway, Montreal, Quebec, Canada H4T 1A3

PHONE: 1-888-721-7253  
hearthsupport@napoleon.com



Consult your owner's manual for complete installation instructions and proper clearances to combustible materials. Check all local and national building codes and gas regulations. All specifications are subject to change without prior notice due to on-going product improvements. Products may not be exactly as shown. Flame height and activity is influenced by varying vent configurations and may not appear as shown. Napoleon® is a registered trademark of Wolf Steel Group Inc. EnerGuide - A Canadian efficiency standard based on frequent, short start-up and cool-down cycles. All appliances sold in Canada are subject to this EnerGuide rating system. AFUE- A US efficiency standard (Department of Energy) based on extended on/off cycles, more typical of fireplace usage. Steady State - Reflects the highest possible overall heating efficiency.

ADBRN1-ASTNDBI  
Effective:

The Astound Built-In is a revolutionary electric fireplace combining innovation and realism. Experience lifelike flames that replicate the ambiance of a real fire. Customize media easily with the flip-down glass design to match your style, holidays, or seasons. Control your fireplace through the Napoleon Home mobile app or voice commands with Google Home or Alexa. With no venting or chimneys required, install this fireplace anywhere. Enjoy unmatched convenience and ambiance with the Astound Built-In.



# FEATURES & CUSTOMIZATION

## OVERVIEW

- A built-in electric fireplace that requires no venting for easy and cost-effective installations
- Includes finishing flange for a frameless look or adjustable trim for applications requiring more coverage
- Extra-large viewing area for an immersive experience
- ECO mode: runs at half heat – consuming less energy
- BOOST mode: heater at max heat with increased blower speed
- Angled front glass projects heat into the room
- Up to 10,000 BTU's
- 13 Ember bed and top light color options for ultimate customization
- Sizes: 50", 62", 74", 96"

## MEDIA



**INCLUDED:** Driftwood Logs with Woodland Kit

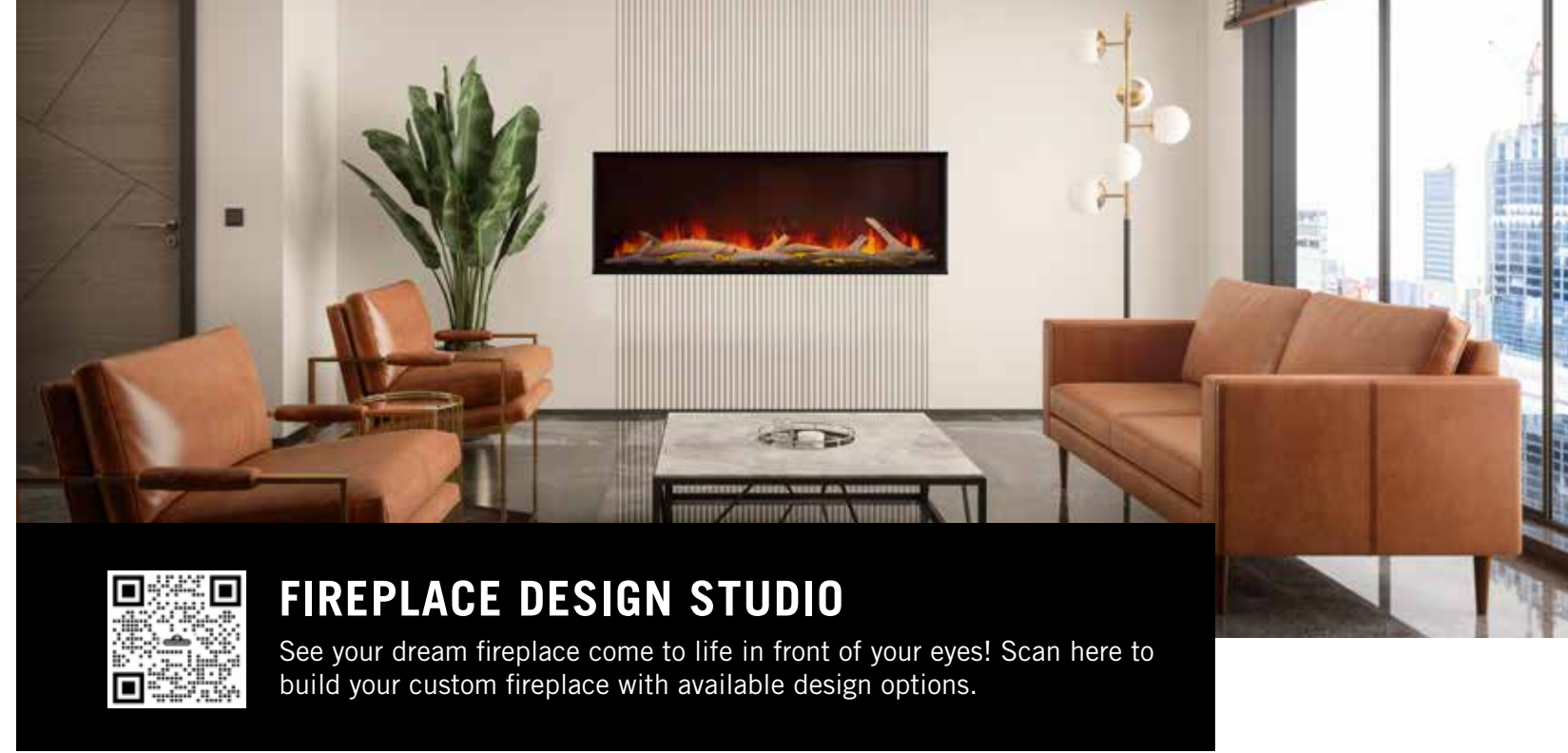


**OPTIONAL ENHANCEMENT KITS:** Birch logs, Mineral Rock, Glass Beads, Black Crystals

## TRIMS & SURROUNDS



1pc. adjustable finishing trim included



## FIREPLACE DESIGN STUDIO

See your dream fireplace come to life in front of your eyes! Scan here to build your custom fireplace with available design options.


## CONTROLS

**REMOTE:** The included remote controls every function of your fireplace including; on/off, thermostat, flame, ember bed, top lights, and blower speed.

**NAPOLEON HOME APP:** With the Smart technology integration, controls extend past the capabilities of the included remote with the Napoleon Home App for ultimate convenience, including the ability to create your Favorite settings, set a schedule and choose from unlimited flame, ember bed and top light combinations.

**SMART HOME SYSTEM:** With the sound of your voice, easily control select fireplace settings through Google Home and Alexa devices.

**WALL MOUNT REMOTE:** Optional remote featuring black and white faceplates, ideal for commercial spaces.



## INNOVATIONS

**FLIP DOWN GLASS:** Allows you to add or change your own media easily so you can customize your fireplace to suit your changing tastes, whether it's incorporating seasonal or special occasion décor elements, or simply switching up the look.

**FLAME TECHNOLOGY:** Featuring flame colors (orange and yellow) and stunning spark technology that mimics a real fire.

**SMART TECHNOLOGY:** Offers the ability to connect to your phone so you can easily and conveniently control every feature of the fireplace from anywhere, even when you're not home.

