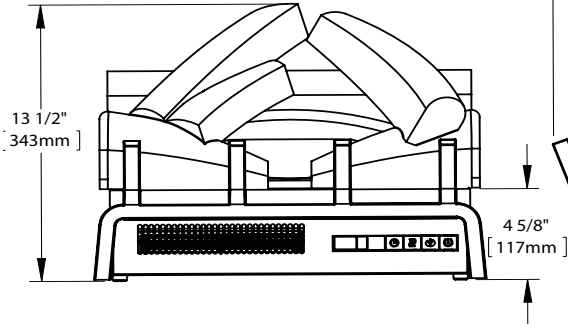
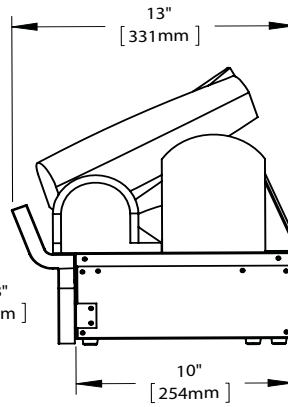


DIMENSIONS

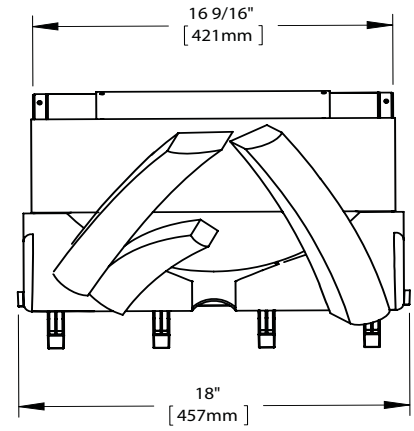
FRONT VIEW



RIGHT SIDE VIEW



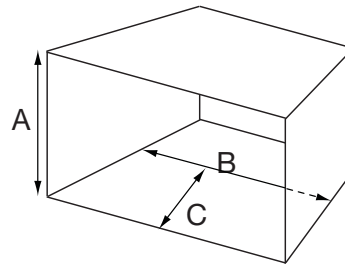
TOP VIEW



Model Number	NEFI18H
Description	18" Electric Logset Insert
Voltage	120V AC
Watts	1500W
Amps	15 AMP Ground- ed Circuit
Appliance Width	18" (457mm)
Appliance Height	13.5" (343mm)
Appliance Depth	13" (330mm)
Net Weight	22.5lbs (10.2kg)
Gross Weight	27.6lbs (12.5kg)

MINIMUM FIREPLACE CAVITY SIZE

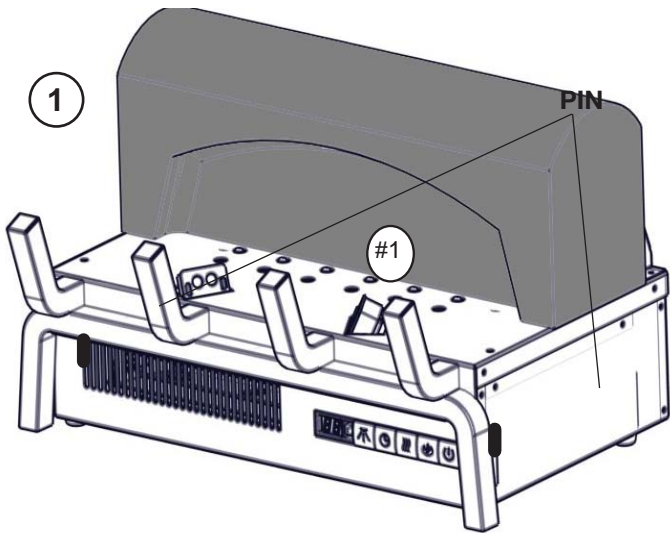
	HEIGHT	WIDTH	DEPTH
LOG SET	A	B	C
NEFI18H	14" (356mm)	18" (472mm)	14" (356mm)



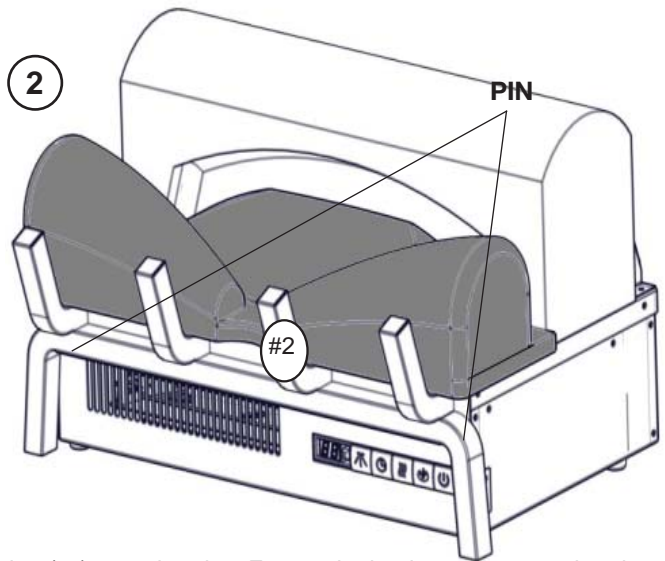
FINISHING

NEFI18H LOG PLACEMENT

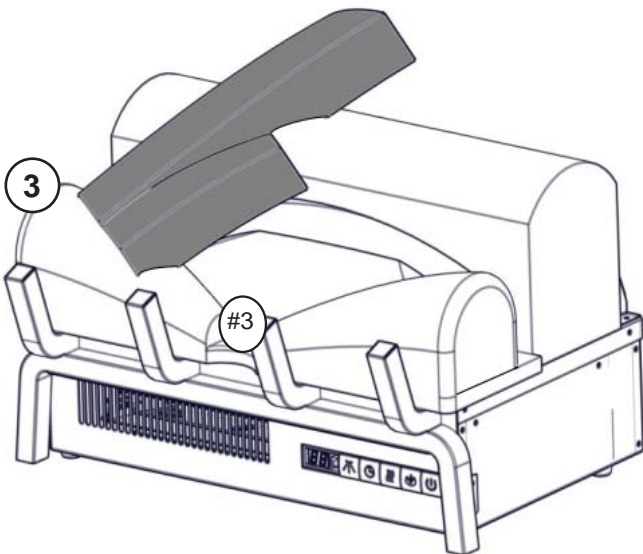
EN



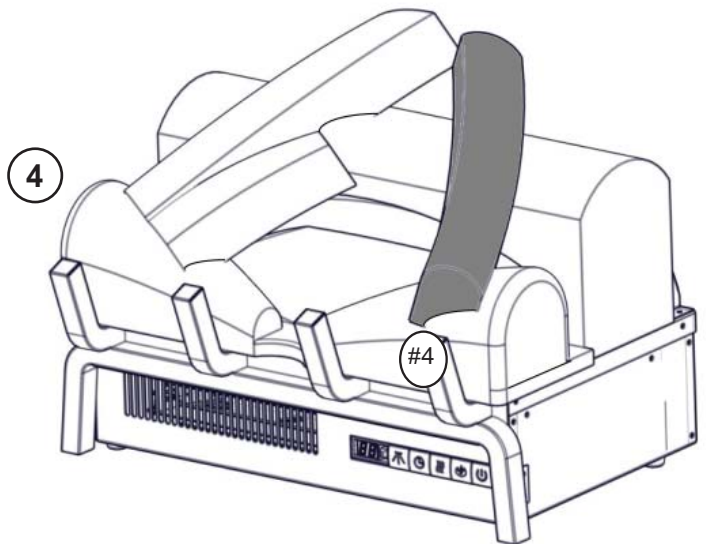
Place the log (#1) onto the pins. Ensure the log is secure onto the pins, as shown.



Place the log (#2) onto the pins. Ensure the log is secure onto the pins, as shown.



Place the log (#3) into the groove. Ensure the log is secure, as shown.



Place log (#4) into the groove. Ensure the log is secure, as shown.

CHARCOAL EMBER PLACEMENT

Place the charcoal ember around the front and sides of the firebox, as indicated on the diagram below

