



AQUAFIRE® SERIES / advance natural color flames



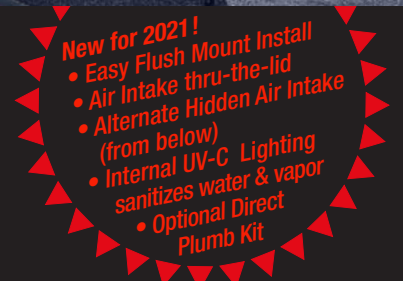
1
Safe
fire
without
risk



2
Adjust
speed,
height
ambience

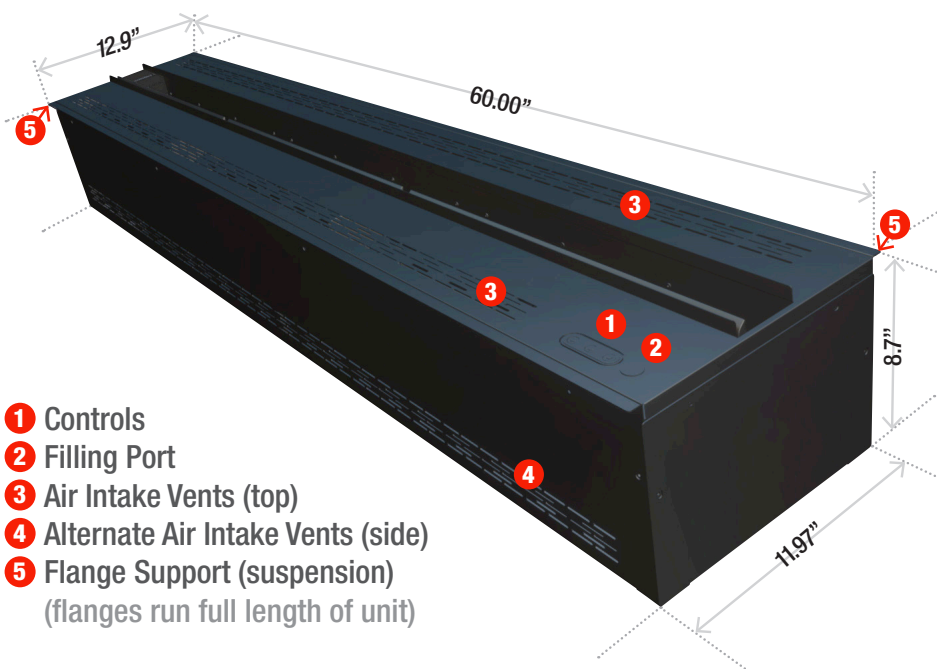


3
Control
via
remote,
+ smart home




- New for 2021!**
- Easy Flush Mount Install
 - Air Intake thru-the-lid
 - Alternate Hidden Air Intake (from below)
 - Internal UV-C Lighting sanitizes water & vapor
 - Optional Direct Plumb Kit

- Safest way to enjoy the ambiance of a fire; because there is no heat, it can be enjoyed 365 days a year.
- 3 models, AWA-20-50 20" / AWA-40-100 40" / AWA-60-150 60"
- Units can be ganged together to create very long continuous ribbons of flames up to 20 feet (240").
- Filling manually will provide up to 20 hours of run time.
- Hand Held Remote adjusts flame size & speed (intensity). (8" to 10" flames)
- Control via button on device, remote control, or integrate with in-room automation via the dry port contact.
- Direct Plumb Option available (sold separately)



- 1** Controls
- 2** Filling Port
- 3** Air Intake Vents (top)
- 4** Alternate Air Intake Vents (side)
- 5** Flange Support (suspension)
(flanges run full length of unit)



*Now with internal
UV-C sanitizing lights
that kill bacteria, mold,
germs, viruses.*



AQUAFIRE SERIES - now available in three lengths 20", 40" & 60"

- Now with built in UV-C sanitizing light!
- Control via (1) button on device, (2) remote control, or (3) contact port for smart-home systems (on-off only).
- Adjust flame height, speed, and intensity.
- Runtime: 20 hours per tank full.
- Beautiful natural color flames.



Simple Installation

- Just drop it in the cutout!
- Draws air from top of unit or from below. (new)



Runs on tap water

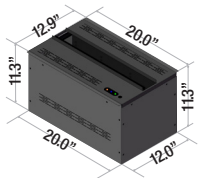
- Automatic filling & draining
- Optionally can be direct plumbed



Safety

- Cool water vapor
- No risk of injury or liability
- Low voltage: 24V UL listed (100-240V) / 50-60 Hz

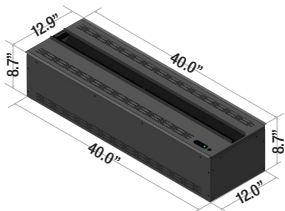
AWA-20-50



Cutout:
20.2" L
12.4" W
9.15" min D*
11.0" std

Power: 60 W (Standard wall receptacle)
Tank Capacity: 2.0 Liters / Run Time 20 Hours
Weight: 27.5 lbs / Crated Weight 43 lbs

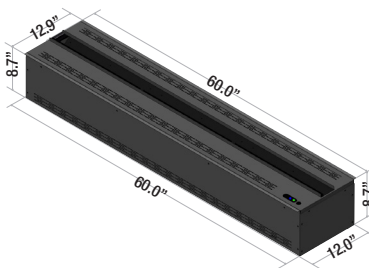
AWA-40-100



Cutout:
40.2" L
12.4" W
9.15" min D*
11.0" std

Power: 120 W (Standard wall receptacle)
Tank Capacity: 4.0 Liters / Run Time 20 Hours
Weight: 48.4 lbs / Crated Weight 71.5 lbs

AWA-60-150



Cutout:
60.2" L
12.4" W
9.15" min D*
11.0" std

Power: 180 W (Standard wall receptacle)
Tank Capacity: 6.5 Liters / Run Time 20 Hours
Weight: 70.4 lbs / Crated Weight 104 lbs

AWA-DP



DRAFT

Optional Direct Plumb Kit (fits all sizes)
1/4" waterline should be brought into the cutout on the back wall, close to bottom and centered. Leave plenty of tubing in cutout.



Electrical Info

Each module plugs into standard 120v receptacle.
Certifications: CE (Europe), FCC (USA), IC (Canada) and UL (low voltage power converter)



Recommended Maintenance

- Mist makers as needed \approx 3000 hrs
- Filters (as required)
- LED Lights as required



Each fireplace insert ships with with UL Listed low voltage Power Converter that plugs into standard 120V outlet.
Power Converter: store under or beside the fireplace insert; allow 7.0" x 3.25" x 2.5" thick for each Power Converter.
* If beside attach to side wall with Velcro, therefore 9.15"D



A|Fire

Internal UV-C Lamps kill 99.99% of Mold, Bacteria, Germs, Viruses in water tank and vapor chamber.

AQUAFIRE® water vapor fireplaces have integrated germicidal UV-C Lamps that disinfect the air flowing thru the unit, water in the tank, and the water vapor generated (patents pending world-wide). Ultraviolet UV-C radiation deactivates and kills viruses, bacteria, spores, micro-organisms, and pathogens while the unit is in operation. Even when the fireplace is not being used, the UV lights will turn on once each day to keep the water sanitized. The UV-C treatment process is a proven and reliable sanitation technology. The ultraviolet rays are confined to the internal water tanks and air chambers and therefore are not visible to the naked eye. AQUAFIRE® water vapor fireplaces are the only water vapor fireplace that are free of harboring mold, bacteria, and viruses.

Preliminary Planning Information

AQUAFIRE® water vapor fireplace modules are extremely easy to install, simple to operate, and easy to maintain. When designing your fireplace, feel free to send your plans for review and suggestions by our professional engineering staff.

Considerations:

- Access to electrical, water supply (Direct Plumb Kit (sold separately) requires 1/4" water line).
- Type of Fireplace: Recessed into wall, sitting proud of a wall or completely free-standing?
- If light cast upwards to ceiling is undesirable, consider recessing into the wall for a traditional hearth appearance. (we can give you advice on how to create a 'light trap' to minimize light cast upward)
To minimize 'light bleed' create a 'light trap' info available on Installation Guidelines.
- AQUAFIRE® generates no heat, therefore there are virtually no limitations regarding construction or decorative material.
- Open should allow easy removal should maintenance and repairs become necessary.
- Air currents from doors, windows, and HVAC vents can affect flame quality.

Installation:

Cutout dimensions are critical because modules suspend on flanges that span the opening. Too small and fireplace will not fit; too large and fireplace module may fall thru opening.

Enjoy an extraordinary fireplace experience every day of the year!



CUTOUT DIMENSIONS REFERENCE Chart: *

20"	AWA-20-50:	12.4" x 20.2"
40"	AWA-40-100:	12.4" x 40.2"
60"	AWA-60-150:	12.4" x 60.2"
80"	AWA-80-200:	12.4" x 80.3"
100"	AWA-100-250:	12.4" x 100.3"
120"	AWA-120-300:	12.4" x 120.3"
140"	AWA-140-350:	12.4" x 140.3"
160"	AWA-160-400:	12.4" x 160.3"
180"	AWA-180-450:	12.4" x 180.3"

(up to 20 feet controlled by one remote)

Minimum Depth of Cutout for all sizes: **11.75"**
(when power converter is placed 'beside' insert:
front, back, right, or left)

Normal Depth of Cutout for all sizes: **13.62"**
(when power converter is placed 'below' insert)

* Note: CUTOUT dimensions are critical!
modules are suspended in opening