


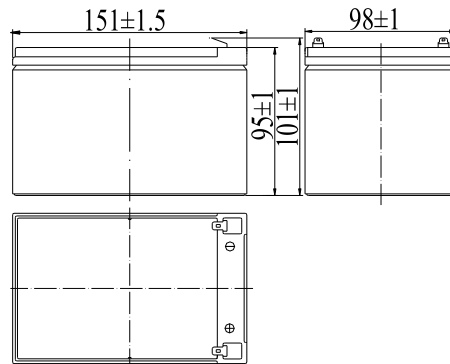
BW12120 (12V12Ah)

SPECIFICATIONS

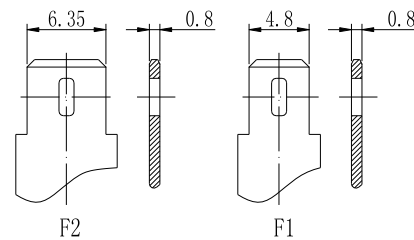
Nominal Voltage		12 V
Capacity (25°C)	20HR	12Ah
	10HR	9.3Ah
	1HR	6.5 Ah
Dimension	Length	151±1.5mm (5.94inch)
	Width	98±1mm (3.86inch)
	Height	95±1mm (3.74inch)
	Total Height	101±1mm (3.98inch)
Approx. Weight		3.3kg (7.26lbs)±5%
Terminal type		F1 or F2
Internal resistance (Fully charged, 25°C)		Approx. 20mΩ
Capacity affected by temperature (20HR)	40C°	102%
	25C°	100%
	0C°	85%
	-15C°	65%
Self-discharge (25°C)	3 month	Remaining Capacity: 91%
	6 month	Remaining Capacity: 82%
	12 month	Remaining Capacity: 65%
Nominal operating temperature		25C°±3C°(77F°±5F°)
Operating temperature range	Discharge	-15C° ~ 50C°(5F° ~ 122F°)
	Charge	-10C° ~ 50C°(14F° ~ 122F°)
	Storage	-20C° ~ 50C°(-4F° ~ 122F°)
Float charging voltage(25C°)		13.60 to 13.80V Temperature compensation: -18mV/C°
Cyclic charging voltage(25C°)		14.50 to 15.00V Temperature compensation: -30mV/C°
Maximum charging current		3A
Maximum discharge current		105 A(5 sec.)
Designed floating life(20C°)		5 years



DIMENSIONS



TERMINAL



CONSTRUCTION

Component	Positive plate	Negative plate	Container	Cover	Separator	Electrolyte	Safety valve	Terminal
Raw material	Lead dioxide	Lead	ABS	ABS	AGM	Sulfuric acid	Rubber	Copper

CONSTANT CURRENT DISCHARGE CHARACTERISTICS (A, 25°C)

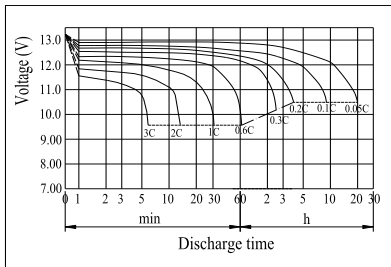
F.V/TIME	5min	10min	15min	30min	60min	2h	3h	4h	5h	10h	20h
9.60V	38.2	24.2	18.9	10.7	6.55	3.58	2.48	2.05	1.74	0.95	0.51
9.90V	37.1	23.5	18.4	10.4	6.45	3.56	2.46	2.04	1.73	0.94	0.51
10.2V	35.5	22.5	17.8	10.1	6.29	3.53	2.45	2.02	1.72	0.94	0.50
10.5V	34.0	21.5	17.2	9.87	6.16	3.48	2.43	2.01	1.71	0.93	0.50
10.8V	32.1	20.3	16.3	9.51	5.97	3.39	2.36	1.95	1.66	0.91	0.49

CONSTANT POWER DISCHARGE CHARACTERISTICS (WATT, 25°C)

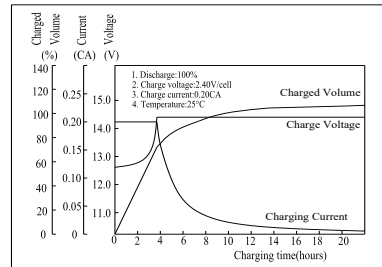
F.V/TIME	5min	10min	15min	30min	60min	2h	3h	4h	5h	10h	20h
9.60V	426	273	215	122	75.8	41.9	29.4	24.4	20.8	11.4	6.09
9.90V	414	265	210	120	74.7	41.7	29.3	24.3	20.7	11.3	6.07
10.2V	396	254	203	116	72.8	41.3	29.1	24.1	20.6	11.3	6.04
10.5V	379	243	196	113	71.4	40.7	28.9	23.9	20.4	11.2	6.00
10.8V	358	229	185	109	69.2	39.6	28.0	23.2	19.8	11.0	5.88

Note: The above characteristics data can be obtained within three charge/discharge cycles.

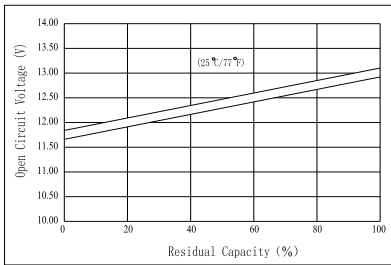
Discharge Characteristics (25°C)



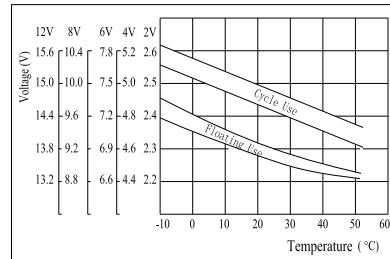
Charging Characteristics (25°C)



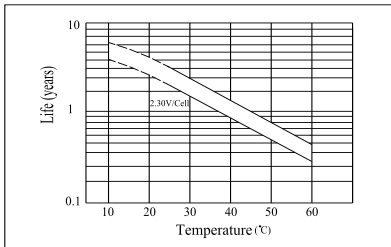
The Relationship for Open Circuit Voltage and Residual Capacity (25°C)



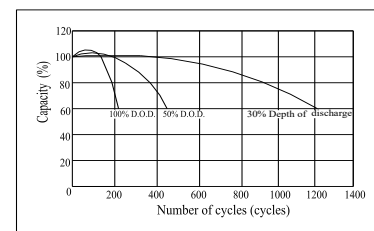
The Relationship for Charging Voltage and Temperature



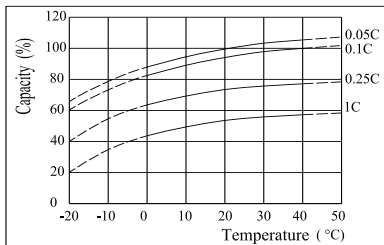
Floating Life on Temperature



Cycle Life on D.O.D (25°C)



Effect of Temperature on Capacity



Self-discharge Characteristics

