



Carina350EM/EE

Economical and Portable Solution
for Safe and Easy Lifting

Carina350 – Four Collapsible Variants



Flexible and Versatile

Carina350 is a collapsible, mobile patient lift adapted for safe and easy lifting of users weighing up to 350 lb (165 kg). The lift is sturdy, stable, lightweight and has a narrow and compact design, which means that the lift can fit into and reach practically anywhere, even in tight spaces.

In spite of the handy size, Carina350 offers an unusually high lifting height for a collapsible lift at 66.1 in (1680 mm). The total lifting range enables the Carina350 to manage most lifting situations and requirements; both low and high lifting, seated or supine and to and from the floor, bed or chair.

Easy to Set Up and Collapse

Carina350 is collapsible and requires little space during transportation and storing. With just a few, simple operations and without any tools, Carina350 can be collapsed or set up as required.


The lift can be used in all situations and is easy to move between different users, rooms and homes. The lift is delivered collapsed.




Using a quick-connecting locking pin, the actuator is released from the lift arm.



The lift arm is folded down and securely fastened to the mast with a tension strap.



Finally, the mast is folded down towards the base.



Carina350 requires little space when collapsed. The measurements are 47.9 x 25.3 x 16.8 in (1216 x 683 x 428 mm).



Carina350EM, with manual base widening, low legs



Carina350EE, with electrical base widening

Manual or electrical base widening

Carina350 is available in two models. Carina350EM has manual base widening, which means that the distance between the legs of the lift can be increased or reduced using the pedal at the lower back part of the lift. Carina350EE has electrical base widening and a base widening motor, which is operated using the hand control.

Standard height or low legs

Both models are available in two variants with standard height or low legs for use with lower beds.

Ergonomic and easy to use

Carina350 features free-rolling, maintenance-free castors with locks on the rear castors. The grip-friendly handle bars offer multiple hand placement options and is adjustable in two heights. This enables the caregiver to work in an ergonomically correct manner, thus preventing work-related injuries and minimizing discomfort and pain for those already burdened with a work-related injury.

The hand control has clearly marked, easy-to-push buttons for lifting and lowering and, for Carina350EE, for electric base widening. All motion stops as soon as the buttons are released. The hand control has a hook for easy storage on the lift. This makes it easy to find and the risk of cable tangle is minimized.

Emergency stop

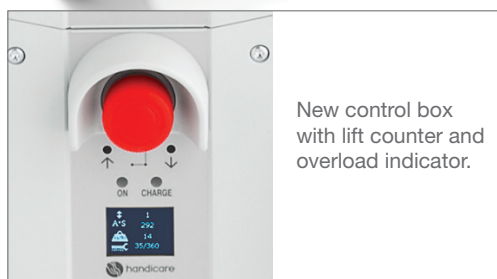
Carina350 has an emergency stop button readily available on the control box. The lift also features both manual and electrical emergency lowering.

Reliable power supply

The battery has high capacity and charging is needed less frequently. A sound signal can be heard when the battery level is low and an indicator on the control box shows when charging is in progress and when the battery is fully charged.



Ergonomic and easy to use hand control with 2 (EM) or 4 (EE) buttons.



New control box with lift counter and overload indicator.

Extra equipment is standard

Carina350 is supplied complete and ready to use, fitted with a hand control and the following accessories and extra equipment:

- SlingBar M, two-point aluminium sling bar, standard width 17.7 in (450 mm)
- SwiftHook, accessory for SlingBar
- Built-in charging
- Encapsulated twin castors, 3.9 in (Ø100 mm), with bumpers

Carina350EM/EE

Specifications

Part Numbers

Material

Carina350EM/EE: Powder coated steel
SlingBar: Aluminum

Safe Working Load (SWL)

350 lb (160 kg)

Dimensions (L x W x H)

Base length: 45.3 in (1150 mm)

Length, collapsed: 47.9 in (1216 mm)

Base width, inner dimensions:

22.0–37.0 in (560–940 mm)

Base width, outer dimensions:

26.8–42.5 in (680–1080 mm)

Base width, outer dimensions, collapsed:

25.3 in (643 mm)

SlingBar width: 17.7 in (450 mm)

Height: 50.8–72.4 in (1290–1840 mm)

Height, collapsed: 16.8 in (428 mm)

Weight

Carina 350EM: 76 lb (35 kg)

Carina 350EE: 78 lb (36 kg)

Base Widening

Carina 350EM: Manual

Carina 350EE: Electrical

Castor Size

60600011 / 60600009: 3.9 in (100 mm)

Rear, 60600012 / 60600014:

3.9 in (100 mm)

Front, 60600011 / 60600009:

1.4 in (2 x 35 mm)



Lifting Range

22.8–66.1 in (580–1680 mm)

Lifting Speed (Without Load)

0.9 in / sec (23 mm / sec)

Safety

Emergency lowering: Manual
and electrical

Battery Capacity

2.9 Ah

Protection Class

IPX4

60600011: Carina350EM

Mobile lift with manual base widening

60600012: Carina350EM

Mobile lift with manual base widening, low legs

60600009: Carina350EE

Mobile lift with electrical base widening

60600014: Carina350EE

Mobile lift with electrical base widening, low legs

70200030: Endcover Carina

Covers the end of the mast when collapsed

16010: ReadyStrap

Locking strap

70200071: SlingBar XS

Two-point aluminum sling bar, 9.8 in (250 mm)

70200001: SlingBar S

Two-point aluminum sling bar, 13.8 in (350 mm)

70200003: SlingBar L

Two-point aluminum sling bar, 23.6 in (600 mm)

70200042: SlingBarSpreader M

Side bars for SlingBar

70200006: StretcherBar

For horizontal lifting

70200017: SlingBar RFL X4

Four-point steel sling crossbar

600451: Scale

70200089: Hand control HB33-6

6 buttons, with service, batter status and overload indicators, for 60600009 and 60600014

70200029: External charger Linak

For Carina350



Are you ready to get started
with the Carina350?

Call 1-888-637-8155 or visit www.handicareusa.com