



# Etac Swift Mobil-2

Shower commode chairs

 **etac**<sup>®</sup>



# Introducing the Swift Mobil-2 family

Etac Swift Mobil-2 shower commode chairs are easy to manoeuvre and simplify patient transfers as well as transportation to and from the bathroom. They are designed to make life easier for the people who use them. We understand what's important to carers and users, because we ask. By listening to our customers, we understand the importance of things like ease of access, adaptability, dignity and comfort.



## Facilitates access

A majority of carers express that lack of access is a challenge during personal care routines and often force strained work positions. To facilitate access, the Swift Mobil-2 seat has a rear opening and free space on both sides. This seemingly minor adjustment will help make personal hygiene routines swifter and more dignified for everyone.

## Product flexibility and comfort

All Swift Mobil-2 models have a generous maximum user weight of 160 kg and can easily be adapted to smaller or larger users with various conditions and needs. The chairs are adjustable in many ways and have a wide range of accessories to enhance comfort and stability. Making a few small adjustments can make a big difference to the safety and wellbeing of the user and the working conditions for the carer.

# Discover the benefits

A range of functional and flexible mobile shower commode chairs, designed to facilitate personal care activities for both the carer and user. Swift Mobil-2 is offered in three different models; a standard shower commode chair, a tilt-in-space model and a 24" self-propelled model.

### Multi-adjustable headrest

Designed to provide maximum comfort and flexibility and can be adjusted to suit a range of user needs.

### Comfortable backrest

Adjustable and quick-drying. Stable fit with double fasteners around the pushbar.

### Convenient access

Seat with rear opening, front recess and free space on both sides.

### Height adjustable

Easy to adjust to different fixed seat heights, without using tools.



Etac Swift Mobil-2



Etac Swift Mobil 24"-2

### Flexible armrests

Adjustable in height or width.

### "Etac Easy-Clean"

A unique surface especially developed for Etac with a perfect balance between friction and cleanliness, non-slip and hygienic!

### Ergonomic footrest

The gently curved footplates provide instep and arch support, ensuring comfort, stability and relaxation.



Etac Swift Mobil Tilt-2



# Etac Swift Mobil-2

The Swift Mobil-2 is a flexible attendant propelled shower commode chair that gives carers the best possible access for personal care tasks. It is easy to manoeuvre and can be customised to many different user needs.

## Unique seat

The seat has a rear opening, giving the carer easy access when assisting the user with personal care tasks. Additionally, the “Etac Easy Clean” friction pattern on the seat surface is unique for Etac and provides the perfect balance between friction and cleanliness.

## Comfortable relief

For sensitive users, extra-soft seat cushions are available, providing both support and comfortable relief. The soft and quick-drying backrest and the curved footrests of the Swift Mobil-2, increase user comfort further.

## Highly Adaptable

The Swift Mobil-2 has a generous maximum user weight of 160 kg as standard and is height adjustable between 45-60 cm. The armrests are height and width adjustable, 6 cm in each direction. The swing away footrests are height adjustable and are also offered in a shorter version, e.g. when higher soft seats are used.

## Etac Swift Mobil-2 XL

A configuration with a wider back frame is available for larger users, providing an extra 6 cm between the armrests. The XL-back frame is also available as an accessory.



### Etac Swift Mobil-2

	Item no.
Swift Mobil-2, partly assembled	80229400
Swift Mobil-2, assembled	80229401
Swift Mobil-2, with bucket holder	80229404
Swift Mobil-2, with pan holder	80229406
Swift Mobil-2 XL, partly assembled with XL back	80229467

Standard: backrest, seat, armrests, footrests and 4 lockable castors

### Weight

16,6 kg

### Dimensions

Total width: 57/58/64 cm  
Width between arm supports: 42/48/54 cm

### Materials

Chassis: powder painted steel  
Seat/Armrests: polypropylene  
Backrest: polyester/Velcro  
Footrest: polypropylene  
Castors: polyamid/TPE, lockable, ball bearing



Clean / disinfect the product using a standard non-abrasive cleaning agent with a pH between 5 and 9, or with a 70% disinfectant solution. The product can be safely cleaned in a cabinet washer-disinfector at 85°C for 3 minutes.  
Max user weight: 160 kg / 353 lbs



## Features



### Seat with rear opening

Providing ease of access for the carer and comfort for the user. The unique surface, especially developed for Etac, has the perfect balance between friction and cleanliness, non-slip and hygienic!



### Adjustable backrest

Easily adjusted for posture, body shape and maximum comfort. Fitted with two fasteners around the pushbars. Soft and quick-drying material.



### Adjustable armrests as standard

Easily adapted to various user needs. Adjustable both in height and width, +/- 6 cm in each direction.



### Ergonomic footrest

Curved footplates provide instep and arch support, ensuring comfort, stability and relaxation.





# Etac Swift Mobil Tilt-2

The Swift Mobil Tilt-2 is designed with both carer and user needs in mind. It handles the multitude of challenges faced by caregivers in their daily work and provides the comfort and safety users need to feel secure.

## Unique tilt-in-space function

The Swift Mobil Tilt-2, has a unique tilt feature that gives increased security for the user and an ergonomic working position for the carer. It's -5° to +35° tilt function can be operated from either side of the chair. This allows the carer to reassure the user when tilting.

## Ease of access and comfort

With ease of access around the seat area, personal care routines are made easier for the carer and can be performed with dignity for the user. For sensitive users, extra-soft, seat cushions are available. The soft and quick-drying backrest and curved footrests of the Swift Mobil-2, add to user comfort.

## Fits many users

The shower commode chair is adaptable to fit many user needs and sizes. It has a generous maximum user weight of 160 kg as standard, and seat-to-floor height adjustability (45-60 cm). The armrests are adjustable in height and width, and the height adjustable, swing away footrests are also offered in a shorter version.



### Etac Swift Mobil Tilt-2

	Item no.
Swift Mobil Tilt-2, assembled	80229410
Swift Mobil Tilt-2, with bucket holder	80229411
Swift Mobil Tilt-2, with pan holder	80229412
Swift Mobil Tilt-2, with pan holder and pan	80229415

Standard: headrest, backrest, seat, armrests, footrests and 4 lockable castors

**Weight**  
20,4 kg

**Dimensions**  
Total width: 57/56/64 cm  
Width between arm supports: 42/48/54 cm

### Materials

Chassis: powder painted steel  
Seat/Armrest : polypropylene  
Backrest: polyester/Velcro  
Footrest: polypropylene  
Castors: polyamid/TPE, lockable, ball bearing



Clean / disinfect the product using a standard non-abrasive cleaning agent with a pH between 5 and 9, or with a 70% disinfectant solution.  
The product can be safely cleaned in a cabinet washer-disinfector at 85°C for 3 minutes.  
Max user weight: 160 kg / 353 lbs



## Features



### Seat with rear opening

Providing ease of access for the carer and comfort for the user. The unique surface is especially developed for Etac and has the perfect balance between friction and cleanliness, non-slip and hygienic!



### Unique and safe tilting function

Can be operated from either side of the chair enabling a good working position for the carer and reassurance for the user during tilting.



### Adjustable armrests as standard

Easily adapted to various user needs. Adjustable both in height and in width, +/- 6 cm in each direction.



### Multi-adjustable headrest

The headrest is designed to provide maximum comfort and flexibility and can be adjusted to suit a range of user needs.





# Etac Swift Mobil 24"-2

Etac Swift Mobil 24"-2 is a self-propelled model, designed for the independent user.

## Easy to manoeuvre

The shower commode chair is simple to use and easy to manoeuvre. The rear wheels are positioned for maximum control and are easy to reach. Flip up armrests and generous space in front of the wheels, allow for easy side transfers. The relatively even shape of the seating area also simplifies side transfers.

## Comfortable seat

To facilitate access, the seat has a rear opening and a hygiene recess in front. The seat is designed to provide comfort, regardless of the users posture or pelvis width. For additional comfort, ergonomic soft seats are available.

## Fits many user needs

Swift Mobil 24"-2 is adaptable to fit many user needs and sizes. It has a generous maximum user weight of 160 kg as standard and adjustable seat-to-floor height (45-60 cm). The armrests are adjustable both in height and width, and the soft backrest can be adjusted for positioning and comfort.

For larger users, an extra wide back frame is offered, providing an additional 6 cm between the armrests.



### Etac Swift Mobil 24"-2

Swift Mobil 24"-2, assembled
Swift Mobil 24"-2, with bucket holder
Swift Mobil 24"-2, with pan holder

### Item no.

80229402
80229407
80229408

### Materials

Chassis: powder painted steel  
 Seat/Armrests: polypropylene  
 Backrests: polyester/Velcro  
 Footrests: polypropylene  
 Castors: polyamid/TPE, lockable, ball bearing  
 Rear wheels: solid tyres, polyamid, ball bearing  
 Brakes: polyamid, stainless steel

Standard: backrest, seat, armrests, footrests and 4 lockable castors

### Weight

25,1 kg

### Dimensions

Total width: 72 cm  
 Width between arm supports: 42/48/54 cm



Clean / disinfect the product using a standard non-abrasive cleaning agent with a pH between 5 and 9, or with a 70% disinfectant solution.  
 The product can be safely cleaned in a cabinet washer-disinfector at 85°C for 3 minutes.  
 Max user weight: 160 kg / 353 lbs



## Features



### Easy to manoeuvre

The position of the rear wheels makes it easy to propel the chair forward, as well as simplifying side transfers.



### Adjustable backrest

Easily adjusted for posture, body shape and maximum comfort. Fitted with two fasteners around the pushbars. Soft and quick-drying material.



### Adjustable seat height

Swift Mobil 24"-2 can be easily set at various fixed heights with toolfree adjustment ensuring a safe and comfortable height.



### Ergonomic footrest

Curved footplates provide instep and arch support, ensuring comfort, stability and relaxation.





## Accessories – for all models

(See washing instructions on page 14)



**Soft comfort seat, 4 cm rear opening**  
80209519  
Ergonomically shaped with substantial softness providing comfortable relief and support. Designed with a recess at the front.  
Material: Polyurethane



**Soft comfort seat, 2 cm rear opening**  
80209518  
Designed with substantial softness and round shapes for maximum comfort. Designed with a recess at the front.  
Material: Polyurethane



**Soft comfort seat, 4 cm**  
Small opening 15 cm (6"): 80209507  
Large opening 18 cm (7"): 80209506  
Ergonomically shaped soft comfort seats with recesses at the front. Height is 4 cm at the lowest point.  
Material: Polyurethane.



**Soft comfort seat, 2 cm**  
Opening 18 cm: 80209306  
Shaped, soft comfort seat with recess at the front. Height is 2 cm at the lowest point.  
Material: Polyurethane.



**Seat cover**  
80209434  
A comfortable, closed seat when you want to cover the hygiene opening. Can be used in the shower. Height 2 cm.  
Material: Polyurethane.



**Soft cushion with standard opening**  
80209065  
Foam cushion with a cover made of a water-repellent fabric. Height 2 cm.  
Material: Polyether/coated plastic.




**Soft cushion with oval opening**  
80209067  
Foam cushion with a cover made of a water-repellent fabric. Height 4 cm.  
Material: Polyether/coated plastic.



**ROHO® Protect cushion**  
80209245  
Single chamber inflatable cushion with excellent pressure relieving features. Intended for users who are extra sensitive to pressure. Recess width: 21 cm.  
Material: Neoprene



**Headrest**  
80209521  
Multi-adjustable headrest with shaped pillow. Adjustable in height, depth, sideways and in angle. Complete with bracket.  
Material: Pillow: Polyurethane  
Brace: Stainless steel



**Comfort cover**  
80209455  
Soft back with integrated armrest cushions. The comfort padding provides a soft support while the gripping surface on the armrest is kept free.  
Material: Polyethylene.



**Side support**  
80209509  
Offers a soft side support and facilitates positioning in the chair. Adjustable in width.  
Material: Polyester fabric, Velcro, Polyethylene.



**XL-back**  
80209454  
For larger users, offering more room for back and shoulders. Increases the width between the armrests by 6 cm to a total width of 48/54/60. (XL-back does not fit Swift Mobil Tilt-2)  
Material: Polyester, Powder coated steel, stainless steel, polypropylene



## Accessories – for all models

(See washing instructions on page 14)



### Soft back pad

80209448

Provides the user with warmth and softness. Used inside the armrests, which makes it possible to fold up the armrests and create accessibility for side transfer. Material: Polyethylene.



### Hip belt

80209440

Easy to adjust with a plastic buckle. Attaches around the back tubes in the rear with velcro straps. Material: Polyester



### Armrest pad

80209508

Used to create softness around the armrests. Provides a warm, soft surface to support the arms while keeping the gripping surface free, making it safe to stand up. Sold in pairs. Material: Polyethylene.



### Chest belt

80209442

Easy to adjust and attaches around the straps of the back support upholstery. Use with a hip belt is recommended. Material: Polyester



### Armrest Hemiplegia

80209035

Provides support for the forearm with its contoured shape. Equipped with a heat-reflecting material on the outside. Fits the left and right armrests. Material: Polyethylene



### Pan with lid

Pan with lid and handle: 80209255

Unique interior shape that breaks the stream and prevents splashes. The lid has a handle that locks onto the pan and ensures that the content does not spill. Material: Polypropylene



### Armrest lock

80209445

A locking pin to be used when you want to lock the armrest in the folded-down or folded-up position. Material: Stainless steel.

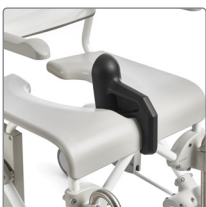


### Pan

Pan without lid 80209254

Lid with handle 80209256

Unique interior shape that breaks the stream and prevents splashes. Material: Polypropylene



### Splash guard

80209430

A soft protection against urine splashes at the front. Attaches to the front recess of the seat and can easily be removed. Material: Polyurethane



### Pan holder

80209257

Suitable for both the Etac pan and traditional hospital pans. Used together with the attachment holders, which are ordered separately. Material: Polypropylene



### Cross bar

60.5 cm 80303034

66.5 cm 80209452

A safe support to hold on to or it can be used as a strain support. Attaches to the armrests. Material: Aluminium, polyethylene.



### Attachment holder

80209435

To be mounted firmly under the seat enabling the use of pan holders. Fitted with a screwdriver. Complete set. Material: Polyamide



### Hip/chestbelt upholstered

80209524

2-part belt for positioning that can be used either as hip- or chest belt. Adjustable with 3 buckles with up to 65-130 cm length. The material is comfortable and quick-drying and provides firm support when positioning.



### Low mounting of pan/bucket

80209259

Used when you want the pan/bucket placed lower under the seat. Mounted with the pan or the bucket holders. Lowers the bed pan/bucket holders by 6 cm. Material: Polypropylene.

## Accessories – for all models

(See washing instructions on page 14)



### Bucket holder

80209258

Used as a holder for pans/buckets or bed pans with higher edges. Used together with the attachment holders, which are ordered separately.

Material Polypropylene.



### Bucket with handle and lid

80209265

Traditional bucket that is used with a bucket holder.

Material: Polypropylene



### Anti-tip Swift Mobil Tilt-2

Anti-tip for Swift Mobil Tilt-2: 80209459

Provides protection against the chair tipping backwards. Increases safety when the centre of gravity falls far to the back.

Material: Polypropylene and Aluminium



### Anti-tip Swift Mobil-2

Anti-tip Including attachment: 80209439

Anti-tip excluding attachment: 80209438

Provides protection against the chair tipping backwards.

Material: Polypropylene and Aluminium



### Tilter

80209449

Facilitates transfer over e.g. thresholds or ramps. Sold complete with bracket.

Material: Polypropylene and Aluminium



### Short footrests

80209520

A short footrest that swings sideways. Can be adjusted 12.5 cm and provides a footrest length of 24 - 36.5 cm. The foot plate has a rounded shape. Sold as a pair.

Material: stainless steel and polypropylene



### Leg support

80209446

Adjustable for those who need a more open foot angle and is included with the heelstraps. Sold as a pair.

Material: Stainless steel and polypropylene.



### Leg and calf support

80209437

Leg rest with an adjustable angle that can be used for both left and right legs. Comes with 4 fixed-angle positions. Sold per piece.

Material: Stainless steel and ABS-plastic.



### Footrest for leg and calf support

80209443

Kit with separate foot plate to be mounted together with leg and calf support.

Material: ABS plastic



### Amputee legrest

80209510

Adjustable in height, length and angle. Can be used on both left and right sides. If the user is an amputee we recommend using anti-tippers.

Material: Stainless steel and polyurethane



### Heel straps

80209522

Prevents the feet from sliding backwards.

Adjustable in length. Sold as a pair.

Material: Polypropylene and Polyester



### Rear wheel kit 24"

80209436

24" rear wheels with solid tyres and built-in tipping guards. Easy to mount. Includes attachment and brake.

Material: Polyamide, stainless steel, polyurethane aluminium



## Washing instructions

Soft Comfort seats and Seat cover, Headrest, Armrest lock, Splash guard, Pan, Pan holder, Attachment holder, Low mounding attachment, Bucket holder, Bucket, Anti-tip, Tilter, Footrests, Leg and calf support, Amputee legrest, Rear wheel 24" kit



Backrest upholstery, Hip/chestbelt upholstered, Hip belt, Chest belt, Heel strap



Soft cushions, Comfort cover, Soft back pad, Armrest pad, Armrest hemiplegia, Cross bar



ROHO® protect



## Washing symbols explained



Machine wash - max. temperature 60 °C / 140 °F



The product can be cleaned in a cabinet washer-disinfector at max. 85 °C / 185 °F for 3 minutes.



Wiping - the product can be wiped clean with a cleaning cloth



Clean the product with a solvent-free cleaning agent with a pH level between 6–9, or with a 70% disinfectant solution.

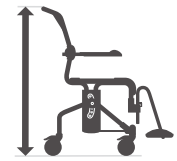
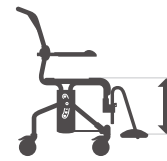
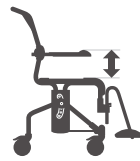


No dry cleaning

## Measurements



Model	Length	Width	Seat height	Back height	Seat depth	Back support depth
Swift Mobil-2	93 cm	57/58/64 cm	45 / 60 cm	50 cm	46,5cm	21 cm
Swift Mobil-2 XL	93 cm	58/64/70 cm	45 / 60 cm	50 cm	46,5cm	21 cm
Swift Mobil 24"-2	106 cm	72 cm	45 / 60 cm	50 cm	46,5cm	21 cm
Swift Mobil Tilt-2	104 cm	57/58/64 cm	50 / 65 cm	55 cm	46,5cm	25 cm



Model	Seat width	Armrest height	Armrest to armrest	Footrest height	Height
Swift Mobil-2	50 cm	22/25/28 cm	42/48/54 cm	34 / 46,5 cm	95-110 cm
Swift Mobil-2 XL	50 cm	22/25/28 cm	48/54/60 cm	34 / 46,5 cm	95-110 cm
Swift Mobil 24"-2	50 cm	22/25/28 cm	42/48/54 cm	34 / 46,5 cm	95-110 cm
Swift Mobil Tilt-2	50 cm	22/25/28 cm	42/48/54 cm	34 / 46,5 cm	100-115 cm





“Everyone should be able to live a free and independent life  
and pursue their dreams regardless of any physical circumstances”

For the latest news and continuously updated  
product information – visit: [www.etac.com](http://www.etac.com)

Etac AB  
Kista Science Tower  
SE-164 51 Kista, Sweden  
Tel +46 371 - 58 73 30  
Fax +46 371 - 58 73 90  
[info@etac.se](mailto:info@etac.se) [www.etac.com](http://www.etac.com)

  
Creating Possibilities