

SPECIFICATION SHEET

PRODUCT SKU: EL-345B-AB

• Step Lights

• Cast Brass

Fixture Specifications:

Housing: Heavy Duty Corrosion Resistant Cast Brass.

Faceplate: Diecast brass faceplate with frosted lens, fitted to stainless steel backplate.

Finish: **AB- Antique Bronze.** Natural toning process. AB finish will vary due to artistic process.

Lighting Source: Intergrated 2.5W LED module (12 single cores), 250 lumen, 3,000K, 20W halogen equivalent. Rated hours: 30,000

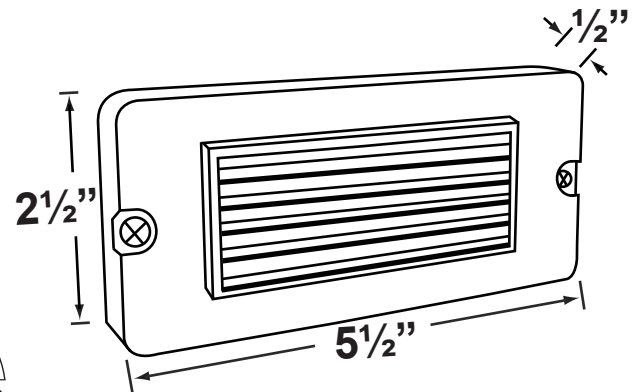

Wiring: Fixture is prewired with a 25 ft direct burial cord, pre-stripped for easy connection, wire connector available seperately. Universal connector or gelfilled wire nut are available.

Mounting: Surface mounted on walls or steps. Best used on concrete, brick, or other masonry surfaces. Two screws and two anchor bolts are provided.

Electrical Notes: Integrated LED module is dimmable. A remote 12V magnetic transformer is required. Options are available from Corona Lighting. Not for use with electronic transformers. Voltage range for LED module is: 8-15 Volt AC
Ambient temperature: -40°F to 124°F. CRI: Ra > 80
Proper grease/lubricant is suggested on threaded parts during installation process. Increasing voltage above 12 volts AC may decreased life of LED cores.

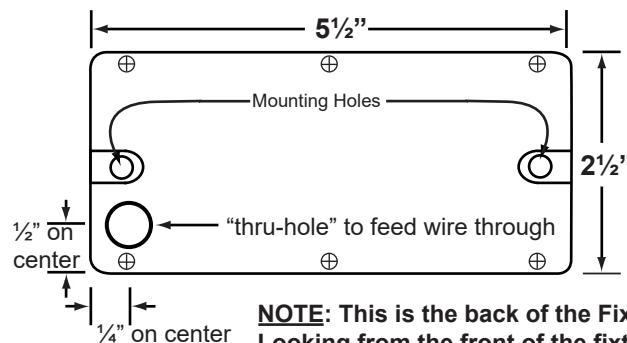
Dimensions: 5½"(Width) x 2½"(Height) x ½"(Depth)

Warranty: Limited lifetime warranty on fixture housing and faceplate against manufacturer's defects. Ten (10) year warranty on LED modules and components.



Template of backplate

NO BACKBOX REQUIRED



NOTE: This is the back of the Fixture. Looking from the front of the fixture the positions of through-hole and other details are reversed.