

SPECIFICATION SHEET

JOB NAME:

LOCATION:

QUOTE/REF#:



SPECIFICATIONS

Brightness:	1950 Lumens
Power:	24 watt
Input Voltage:	120V AC
LED CCT:	5000K Cool White
CRI:	90+
LED Chip Size:	3020
# of LED Chips:	50
Dimmable:	No
IP Rating:	IP20
Environment:	Indoor Use - Dry Location
Beam Angle:	90°
Adj. Head:	Pivots 0-30°, Rotates 359°
Head Length:	5.75 in / 146.05 mm long
Head Width:	3 in / 76.2 mm wide
Head Depth:	1.25 in / 31.75 mm thick
Overall Length:	20.39 in / 518 mm long
Finish & SKU:	Black EL-156LED-BK Silver EL-156LED-SL
Included:	1x LED Display Arm Light 1x 3.5 ft M/F Linkable Cord 1x 10 ft Plug-N-Play Power Cord
Mounting:	Various Mounting Options Sold Separately
Manufacturer:	Elumalight
Rating:	ETL Listed
Avg. Lifetime:	± 30,000 - 50,000 hours

*** Required:** Requires mounting accessories.
Optional 6 ft or 10 ft long linkable power cord is available. Sold Separately.

DESCRIPTION

Even and smooth lighting solution for trade show booths, exhibits, and displays. Available in Black, or Silver finish options.

Light up your trade show booth or exhibit displays with our Line Voltage Linkable LED Display Arm Light. You may daisy-chain up to 10 LED Arm Lights together with supplied male/female plug attached power cords. It is engineered to deliver even wall wash illumination with low heat operating temperature and no hot spots. Each LED Display Arm Light is equivalent to a 200-watt standard halogen output. This industry-leading lighting solution is accepted at all trade show venues.

Having a lightweight construction, versatile mounting options, an integrated LED driver, and a built-in ON/OFF switch, it is ready to install to your display unit. Because it is built with superior quality LED chipsets, they will last much longer than traditional halogen display arm light.

KEY FEATURES

- Link up to 10 EL-156LED Display Arm Lights
- Even illumination of the entire display wall
- High lumen output and energy efficient
- Integrated LED chipsets
- Adjustable Head allows for the desired lighting direction
- Virtually mounts to any applications with separate mounting accessories
- Plug N Play power cord for easy installation
- No RF interference
- Up to 50,000 hours Lifespan

APPLICATIONS


- Tradeshow Booth
- Exhibit and Displays
- Pop-up Displays
- Wall Wash Applications
- Illuminate Graphics and Artworks




SOLD SEPARATELY




SKU: EL-CLP-20
FLAT BAR MOUNT CLIP




SKU: EL-CLP-21
ANGLE MOUNTING CLIP



SKU: EL-CLP-22
AGAM MOUNTING CLIP




SKU: EL-CLP-23
OCTANORM MOUNTING CLIP



SKU: EL-CLP-61
UNIVERSAL MOUNTING CLIP



SKU: EL-CLP-19
BEMATRIX MOUNTING CLIP



SKU: EL-CLP-24
SKYLINE MOUNTING CLIP



SKU: EL-CLP-60
POP-UP ADAPTER
MOUNTING CLIP



SKU: EL-CLP-25
POP-UP X
MOUNTING CLIP

SOLD SEPARATELY



SKU: EL-51CL
2.5 in. CLAMP



SKU: EL-56CL
1.5 in. CLAMP



SKU: EL-53CL
7 in. CLAMP



SKU: EL-156-6EXT
EL-156-10EXT
6 or 10 Ft LED ARM LIGHT
M/F
EXTENSION CORDS