

SPECIFICATION SHEET

JOB NAME:

LOCATION:

QUOTE/REF#:



SPECIFICATIONS

| | |
|--------------------------|---|
| Brightness: | 800 Lumens |
| Power: | 11 watt |
| Input Voltage: | 12V DC |
| LED CCT: | 5000K Cool White |
| CRI: | 90+ |
| # of LED Chips: | 135 |
| Dimmable: | No |
| IP Rating: | IP20 |
| Environment: | Indoor Use - Dry Location |
| Beam Angle: | 120° |
| Adj. Head: | Pivots 0-90°, Rotates 359° |
| Head Length: | 17.95 in / 456 mm long |
| Head Width: | 1.26 in / 32 mm wide |
| Head Depth: | 0.7 in / 18 mm thick |
| Overall Length: | 18 in / 457.2 mm long |
| Finish & SKU: | Black EL-155LED-BK White EL-155LED-WH |
| Included: | 1x LED Display Arm Light 1x 12V DC Class II LED Driver |
| Mounting: | Various Mounting Options Sold Separately |
| Manufacturer: | Elumalight |
| Rating: | ETL Listed |
| Avg. Lifetime: | ± 30,000 - 50,000 hours |

*** Required:** Requires mounting accessories.

DESCRIPTION

Even and smooth lighting solution for trade show booths, exhibits, and displays. Available in Black or White finish.

Light up your trade show booth or exhibit displays with our 12V DC LED Linear Display Arm Light. It is engineered to deliver even wall wash illumination with low heat operating temperature and no hot spots. This industry-leading lighting solution is accepted at all trade show venues.

Having a lightweight construction, versatile mounting options, an external 12V DC LED driver, and a built-in ON/OFF switch, it is ready to install to your display unit. Because it is built with superior quality LED chipsets, they will last much longer than traditional halogen display arm light.

KEY FEATURES

- Even illumination of the entire display wall
- Low profile and slim design
- Integrated LED diodes
- Adjustable Head allows for the desired lighting direction
- Virtually mounts to any applications with separate mounting accessories
- Plug N Play external 12V DC LED driver is included for easy installation
- No RF interference
- Up to 50,000 hours Lifespan

APPLICATIONS


- Tradeshow Booth
- Exhibit and Displays
- Pop-up Displays
- Wall Wash Applications
- Illuminate Graphics and Artworks




SOLD SEPARATELY




SKU: EL-CLP-20
 FLAT BAR MOUNT CLIP




SKU: EL-CLP-21
 ANGLE MOUNTING CLIP



SKU: EL-CLP-22
 AGAM MOUNTING CLIP




SKU: EL-CLP-23
 OCTANORM MOUNTING CLIP



SKU: EL-CLP-61
 UNIVERSAL MOUNTING CLIP



SKU: EL-CLP-19
 BEMATRIX MOUNTING CLIP



SKU: EL-CLP-24
 SKYLINE MOUNTING CLIP



SKU: EL-CLP-60
 POP-UP ADAPTER
 MOUNTING CLIP



SKU: EL-CLP-25
 POP-UP X
 MOUNTING CLIP

SOLD SEPARATELY



SKU: EL-51CL
2.5 in. CLAMP



SKU: EL-56CL
1.5 in. CLAMP



SKU: EL-53CL
7 in. CLAMP