

SPECIFICATION SHEET

JOB NAME:

LOCATION:

QUOTE/REF#:



SPECIFICATIONS

Brightness:	1600 Lumens
Power:	16 watt
Input Voltage:	24V DC
LED CCT:	5000K Cool White
CRI:	90+
Dimmable:	No
IP Rating:	IP20
Environment:	Indoor Use - Dry Location
Beam Angle:	60°
Adj. Head:	Pivots 0-90°, Rotates 359°
Head Length:	12.2 in / 309.88 mm long
Head Width:	1.6 in / 40.64 mm wide
Head Depth:	0.7 in / 17.8 mm thick
Overall Length:	18 in / 457.2 mm long
Finish & SKU:	Black EL-153LED-BK Silver EL-153LED-SL
Included:	1x LED Display Arm Light 1x 24V DC LED Driver
Mounting:	Various Mounting Options Sold Separately
Manufacturer:	Elumalight
Rating:	ETL Listed
Avg. Lifetime:	± 30,000 - 50,000 hours

*** Required:** Requires mounting accessories.
Sold Separately. See page 2 and 3.

DESCRIPTION

Even and smooth lighting solution for trade show booths, exhibits, and displays. Available in Black or Silver finish.

Light up your trade show booth or exhibit displays with our 24V DC LED Linear Display Arm Light. It is engineered to deliver even wall wash illumination with low heat operating temperature and no hot spots. This industry-leading lighting solution is accepted at all trade show venues.

Having a lightweight construction, versatile mounting options, an external 24V DC LED driver, and a built-in ON/OFF switch, it is ready to install to your display unit. Because it is built with superior quality LED chipsets, they will last much longer than traditional halogen display arm light.

KEY FEATURES


- Even illumination of the entire display wall
- Low profile and ultra-slim design
- Integrated LED chipsets
- Adjustable Head allows for the desired lighting direction
- Virtually mounts to any applications with separate mounting accessories
- Plug N Play external 24V DC LED driver is included for easy installation
- No RF interference
- Up to 50,000 hours Lifespan

APPLICATIONS


- Tradeshow Booth
- Exhibit and Displays
- Pop-up Displays
- Wall Wash Applications
- Illuminate Graphics and Artworks




SOLD SEPARATELY




SKU: EL-CLP-20
FLAT BAR MOUNTING CLIP



SKU: EL-CLP-21
ANGLE MOUNTING CLIP



SKU: EL-CLP-22
AGAM MOUNTING CLIP




SKU: EL-CLP-23
OCTANORM MOUNTING CLIP



SKU: EL-CLP-61
UNIVERSAL MOUNTING CLIP



SKU: EL-CLP-19
BEMATRIX MOUNTING CLIP



SKU: EL-CLP-24
SKYLINE MOUNTING CLIP



SKU: EL-CLP-60
POP-UP ADAPTER
MOUNTING CLIP



SKU: EL-CLP-25
POP-UP X
MOUNTING CLIP

SOLD SEPARATELY



SKU: EL-51CL
2.5 in. CLAMP



SKU: EL-56CL
1.5 in. CLAMP



SKU: EL-53CL
7 in. CLAMP