

State of Mississippi

Jackson, Mississippi

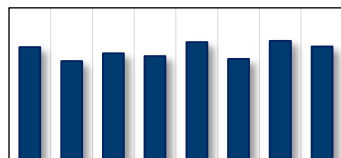
Volume 183

Year End Third Quarter 2018

February 2019

Airport Traffic Quarterly - Domestic

Mississippi Air Service Ticker

	YE 3Q18		YoY	3Q18		YoY	
<i>Airport Totals</i>	Passengers	1,485,120	↑	6.9%	373,240	↑	9.1%
	Revenue	\$377,018,507	↑	7.5%	\$95,700,558	↑	9.1%
	Fares	\$254	→	0.5%	\$256	→	0.0%
	Yields	27.04¢	→	1.7%	26.86¢	→	0.6%
<i>Top Airlines</i>	Delta	740,720	↑	2.9%	182,380	→	2.0%
	American	518,200	↑	3.1%	131,920	↑	4.0%
	United	199,920	↑	22.6%	52,200	↑	52.1%
	Allegiant	23,320	↑	1497.3%	6,240	↑	327.4%
<i>Top Markets</i>	Wash. / Balt., DC-MD	98,480	→	-1.8%	<i>Eight Quarter Passenger Totals</i> 		
	Atlanta, GA	97,880	↑	7.1%			
	Dallas / Ft Worth, TX	78,680	→	0.2%			
	New York / Nwk, NY-NJ	60,980	↓	-3.2%			

Over the Past Four Quarters, Domestic Passengers at Mississippi Have Grown by 96,440, an Increase of 6.9%. Revenue Has Grown \$26.2m - an Increase of 7.5%.

Highlights in This Issue



Over the past four quarters, average domestic passenger totals at Mississippi have changed by 4.4%, 2.2%, 11.8% and 9.1%. Over the course of the entire year passenger numbers have risen from 1,388,680 to 1,485,120 passengers.



Over the past four quarters, average domestic revenue totals at Mississippi have changed by 6.1%, 6.1%, 8.4% and 9.1%. Over the course of the entire year airline revenue has risen from \$350.8 million to \$377.0 million.



Over the past four quarters, average domestic one-way fares at Mississippi have changed by 1.6%, 3.8%, -3.1% and 0.0%. Over the course of the entire year average airline fares have risen from \$253 to \$254.

407 N. West St
Jackson, Mississippi 39201
(601) 359-7850



497 Oakway Road, Suite 280
Eugene, Oregon 97401
(541) 954-1569

Table of Contents

Passengers and Revenue at Mississippi

1 Table of Contents

2 Domestic Origin and Destination Passengers at Mississippi by Quarter
Domestic Origin and Destination Revenue at Mississippi by Quarter

3 Six Year Trend of Domestic Origin and Destination Passengers at Mississippi
Top 10 Domestic Origin and Destination Passenger Markets at Mississippi

4-5 Top 100 Domestic Origin and Destination Passenger Markets at Mississippi

6-7 Airport Passenger Shares at Consolidated Market Areas

8 Top 20 Passenger Growth Markets at Mississippi

9 Six Year Trend of Domestic Origin and Destination Revenue at Mississippi
Top 10 Domestic Origin and Destination Revenue Markets at Mississippi

10-11 Top 100 Domestic Origin and Destination Revenue Markets at Mississippi

Fares and Yields at Mississippi

12 Average Domestic Fare by Quarter of Origin and Destination Passengers at Mississippi
Average Domestic Yield by Quarter of Origin and Destination Passengers at Mississippi

13 Six Year Trend of Domestic Origin and Destination Average Fares at Mississippi
Top 10 Domestic Origin and Destination Average Fare Markets at Mississippi

14 Average Fares at Top 50 Domestic Origin and Destination Revenue Markets at Mississippi

15 Six Year Trend of Domestic Origin and Destination Average Yields at Mississippi
Top 10 Domestic Origin and Destination Average Yield Markets at Mississippi

16 Average Yields at Top 50 Domestic Origin and Destination Revenue Markets at Mississippi

Airline Statistics at Mississippi

17 Top Domestic Origin and Destination Passenger Airlines at Mississippi
Top Domestic Origin and Destination Revenue Airlines at Mississippi

18 Total Domestic Passengers by Airline and Quarter at Mississippi
Total Domestic Revenue by Airline and Quarter at Mississippi

19 Airline Shares of Domestic Origin and Destination Passengers at Mississippi
Airline Market Share by Quarter of Domestic Origin and Destination Passengers at Mississippi

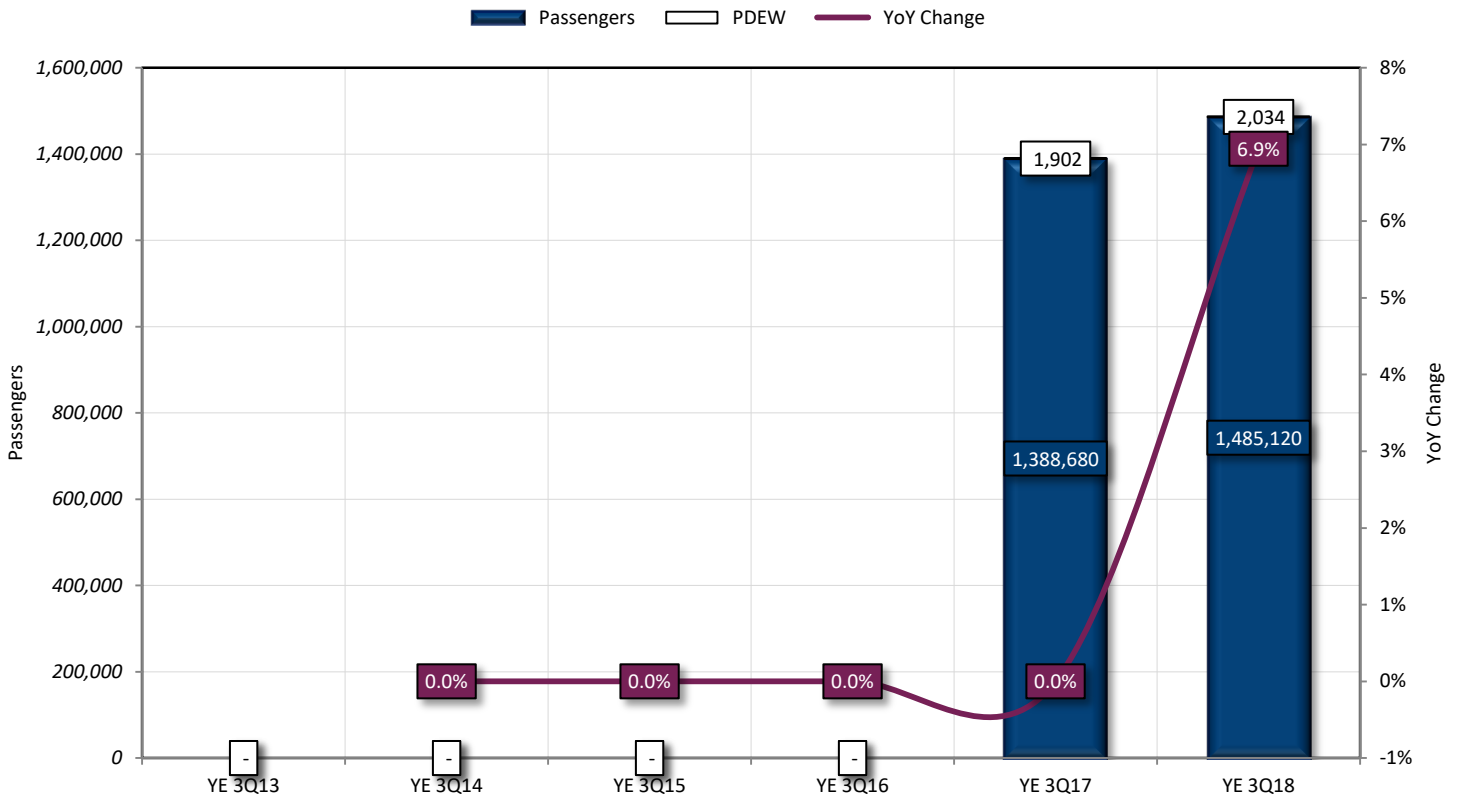
20 Airline Shares of Domestic Origin and Destination Revenue at Mississippi
Airline Market Share by Quarter of Domestic Origin and Destination Revenue at Mississippi

21 Carrier Shares at Top 50 Origin & Destination Passenger Markets at Mississippi

22 Airline Share of Passengers at Mississippi's Top 50 O&D Passenger Markets

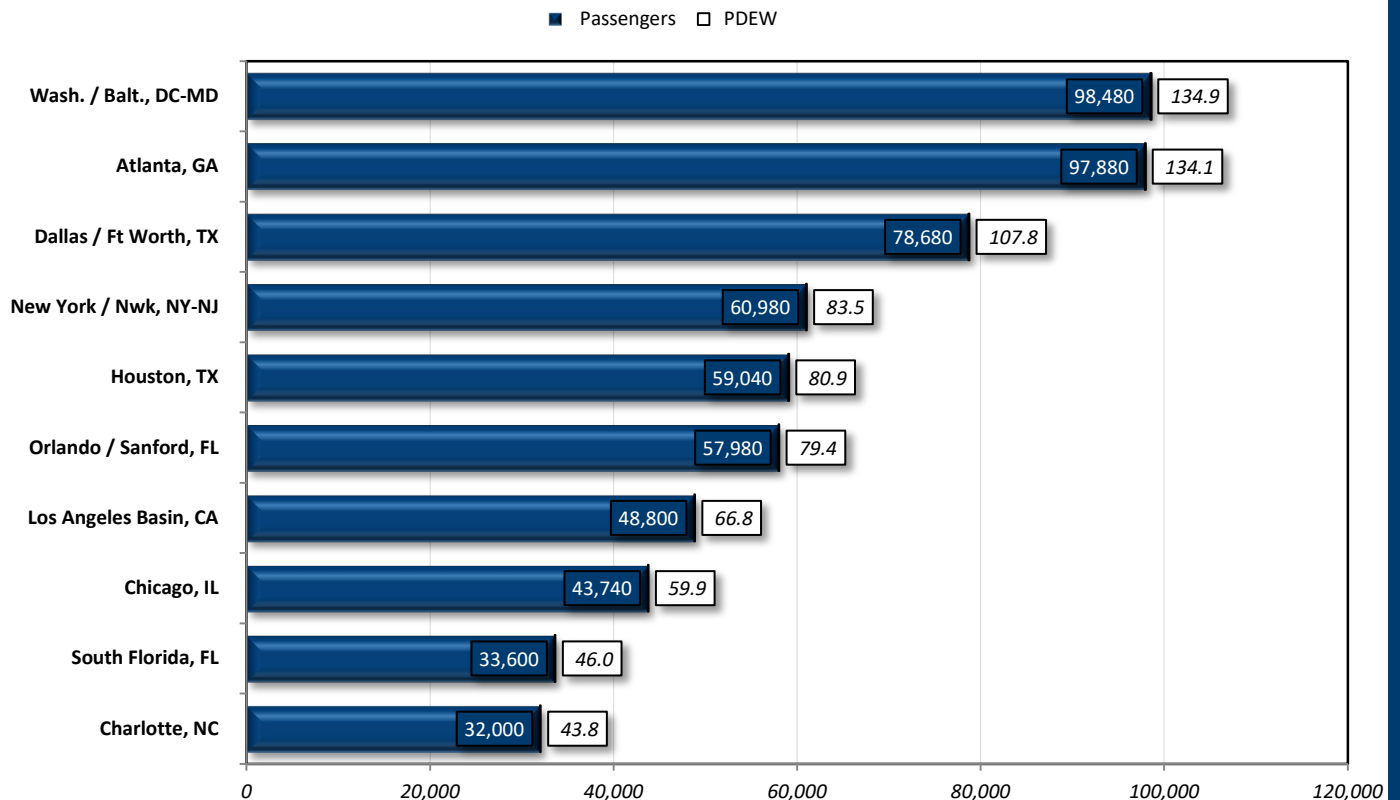
Six Year Trend of Domestic Origin and Destination Passengers at Mississippi

YE 3Q13 to YE 3Q18



Top 10 Domestic Origin and Destination Passenger Markets at Mississippi

Year End Third Quarter 2018



State of Mississippi - Jackson, MS