

# State of Arkansas

## Little Rock, Arkansas

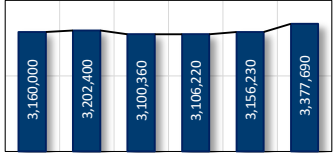
Volume 184

Calendar Year 2018

April 2019

Airport Traffic Quarterly - Domestic

### Arkansas Air Service Ticker

|                       | CY 2018               |               | YoY   | 4Q18    |   | YoY     |
|-----------------------|-----------------------|---------------|-------|---------|---|---------|
| <i>Airport Totals</i> | Passengers            | 3,377,690     | ↑     | 7.0%    | 903,660   | ↑ 8.3%  |
|                       | Revenue               | \$772,601,648 | ↑     | 6.7%    | \$201,527,703   | ↑ 7.7%  |
|                       | Fares                 | \$229         | →     | -0.3%   | \$223   | → -0.6% |
|                       | Yields                | 25.95¢        | →     | -1.0%   | 25.34¢  | → -0.4% |
| <i>Top Airlines</i>   | American              | 1,337,550     | ↑     | 4.4%    | 355,580   | ↑ 8.6%  |
|                       |                       | 39.6%         |       |         | 39.3%   |         |
|                       | Delta                 | 853,340       | ↑     | 4.4%    | 221,840   | ↑ 4.3%  |
|                       |                       | 25.3%         |       |         | 24.5%   |         |
| Southwest             | 513,860               | →             | -1.2% | 136,520 | ↓ -2.6%   |         |
|                       | 15.2%                 |               |       | 15.1%   |   |         |
| United                | 494,840               | ↑             | 17.3% | 139,000 | ↑ 9.8%  |         |
|                       | 14.7%                 |               |       | 15.4%   |   |         |
| <i>Top Markets</i>    | Dallas / Ft Worth, TX | 231,420       | ↑     | 5.8%    | <i>Six Year Passenger Totals</i><br> |         |
|                       |                       | 6.9%          |       |         |   |         |
|                       | New York / Nwk, NY-NJ | 219,820       | ↑     | 7.3%    |   |         |
|                       |                       | 6.5%          |       |         |   |         |
| Los Angeles Basin, CA | 163,620               | →             | 0.5%  |         |   |         |
|                       | 4.8%                  |               |       |         |   |         |
| Atlanta, GA           | 163,020               | ↑             | 7.5%  |         |   |         |
|                       | 4.8%                  |               |       |         |   |         |

Over the Past Four Quarters, Domestic Passengers at Arkansas Have Grown by 221,460, an Increase of 7.0%. Revenue Has Grown \$48.3m - an Increase of 6.7%.

#### Highlights in This Issue



Over the past four quarters, average domestic passenger totals at Arkansas have changed by 0.7%, 9.5%, 8.5% and 8.3%. Over the course of the entire year passenger numbers have risen from 3,156,230 to 3,377,690 passengers.



Over the past four quarters, average domestic revenue totals at Arkansas have changed by 5.6%, 7.0%, 6.1% and 7.7%. Over the course of the entire year airline revenue has risen from \$724.3 million to \$772.6 million.



Over the past four quarters, average domestic one-way fares at Arkansas have changed by 4.9%, -2.2%, -2.3% and -0.6%. Over the course of the entire year average airline fares have fallen from \$229 to \$229.

2315 Crisp Drive, Hangar 8  
Little Rock, Arkansas 72202  
(501) 376-6781



497 Oakway Road, Suite 280  
Eugene, Oregon 97401  
(541) 954-1569

**Table of Contents**

**Passengers / Revenue at Arkansas**

1 Table of Contents

2 Domestic Origin and Destination Passengers at Arkansas by Quarter  
Domestic Origin and Destination Revenue at Arkansas by Quarter

3 Six Year Trend of Domestic Origin and Destination Passengers at Arkansas  
Top 10 Domestic Origin and Destination Passenger Markets at Arkansas

4-5 Top 100 Domestic Origin and Destination Passenger Markets at Arkansas

6-7 Airport Passenger Shares at Consolidated Market Areas

8 Top 20 Passenger Growth Markets at Arkansas

9 Six Year Trend of Domestic Origin and Destination Revenue at Arkansas  
Top 10 Domestic Origin and Destination Revenue Markets at Arkansas

10-11 Top 100 Domestic Origin and Destination Revenue Markets at Arkansas

**Fares and Yields at Arkansas**

12 Average Domestic Fare by Quarter of Origin and Destination Passengers at Arkansas  
Average Domestic Yield by Quarter of Origin and Destination Passengers at Arkansas

13 Six Year Trend of Domestic Origin and Destination Average Fares at Arkansas  
Top 10 Domestic Origin and Destination Average Fare Markets at Arkansas

14 Average Fares at Top 50 Domestic Origin and Destination Revenue Markets at Arkansas

15 Six Year Trend of Domestic Origin and Destination Average Yields at Arkansas  
Top 10 Domestic Origin and Destination Average Yield Markets at Arkansas

16 Average Yields at Top 50 Domestic Origin and Destination Revenue Markets at Arkansas

**Airline Statistics at Arkansas**

17 Top Domestic Origin and Destination Passenger Airlines at Arkansas  
Top Domestic Origin and Destination Revenue Airlines at Arkansas

18 Total Domestic Passengers by Airline and Quarter at Arkansas  
Total Domestic Revenue by Airline and Quarter at Arkansas

19 Airline Shares of Domestic Origin and Destination Passengers at Arkansas  
Airline Market Share by Quarter of Domestic Origin and Destination Passengers at Arkansas

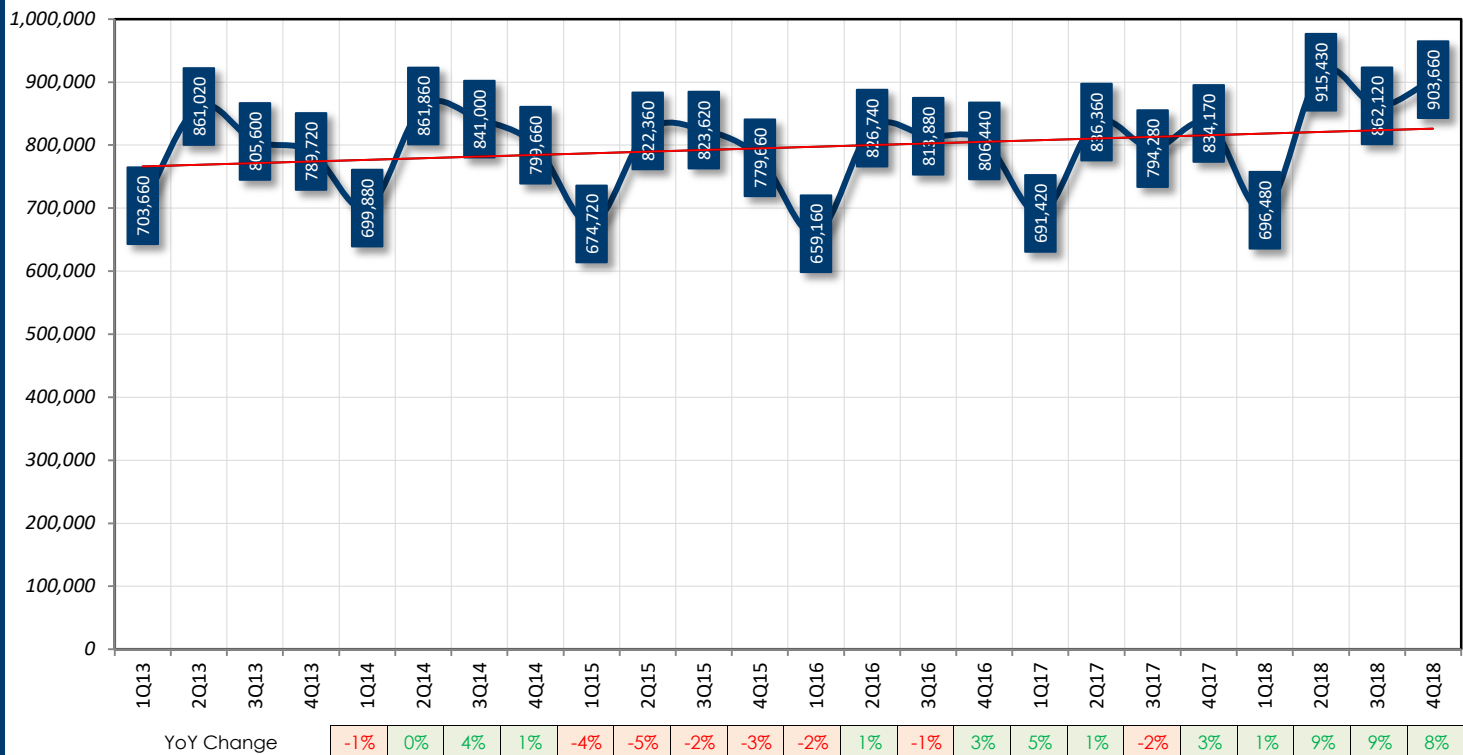
20 Airline Shares of Domestic Origin and Destination Revenue at Arkansas  
Airline Market Share by Quarter of Domestic Origin and Destination Revenue at Arkansas

21 Carrier Shares at Top 50 Origin & Destination Passenger Markets at Arkansas

22 Airline Share of Passengers at Arkansas's Top 50 O&D Passenger Markets

### Domestic Origin and Destination Passengers at Arkansas by Quarter

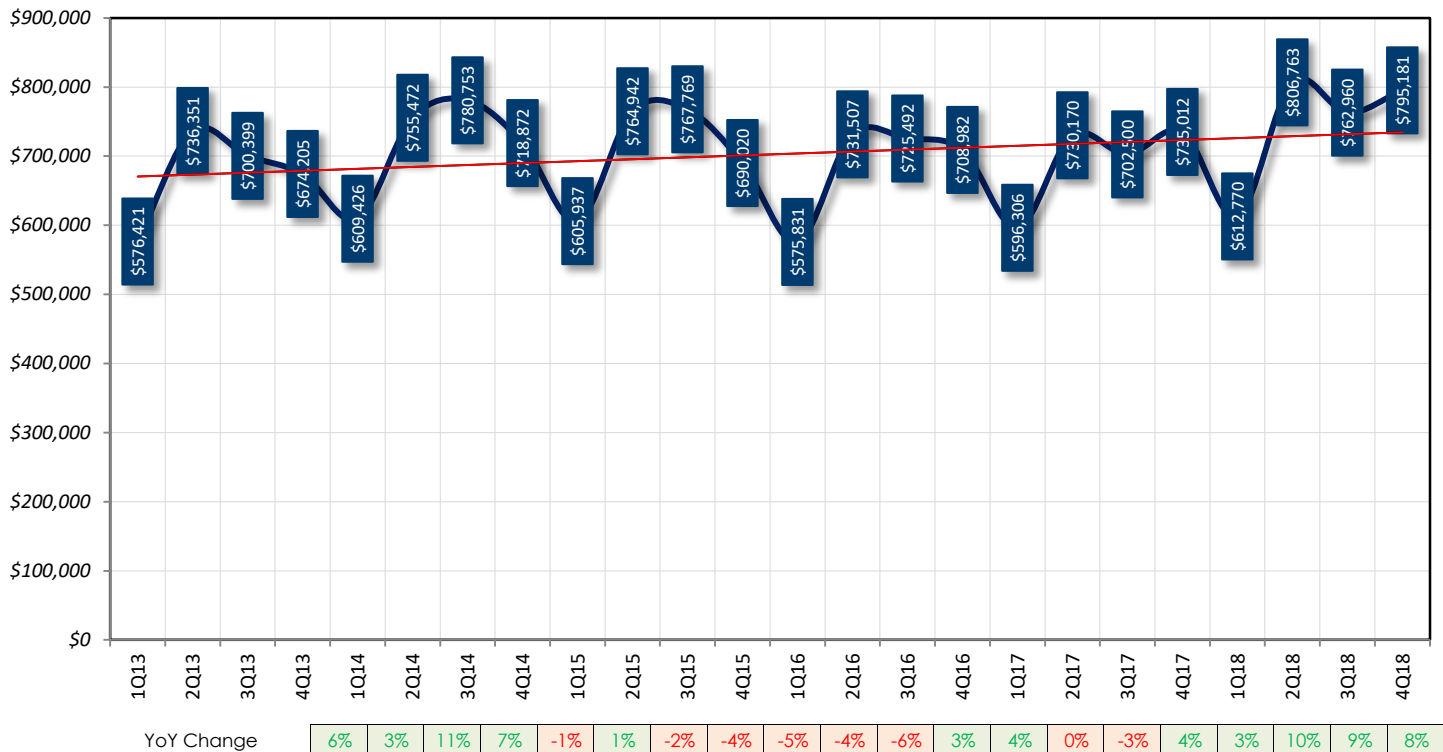
1Q 2013 through 4Q 2018



### Domestic Origin and Destination Revenue at Arkansas by Quarter

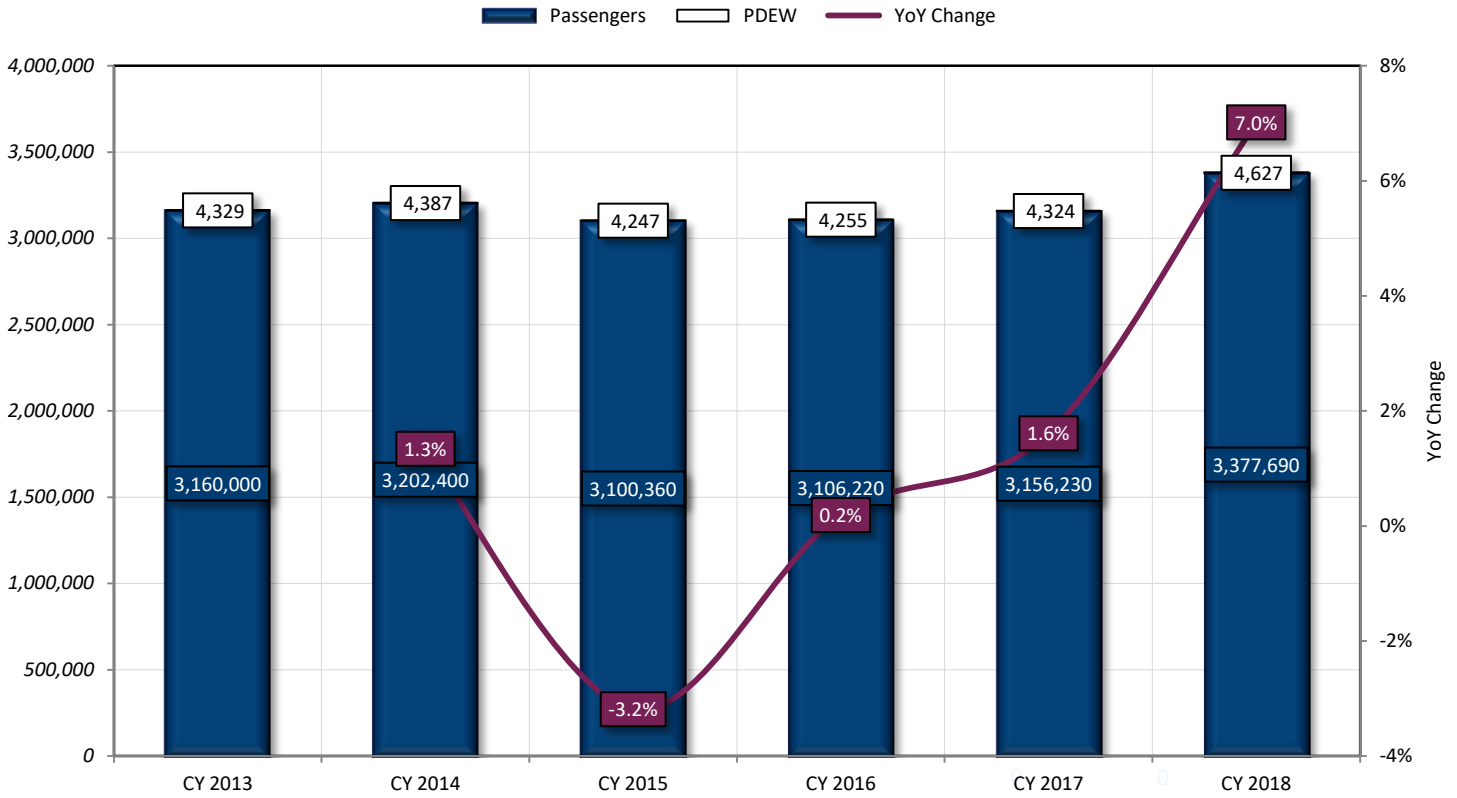
1Q 2013 through 4Q 2018

(\$thousands)



### Six Year Trend of Domestic Origin and Destination Passengers at Arkansas

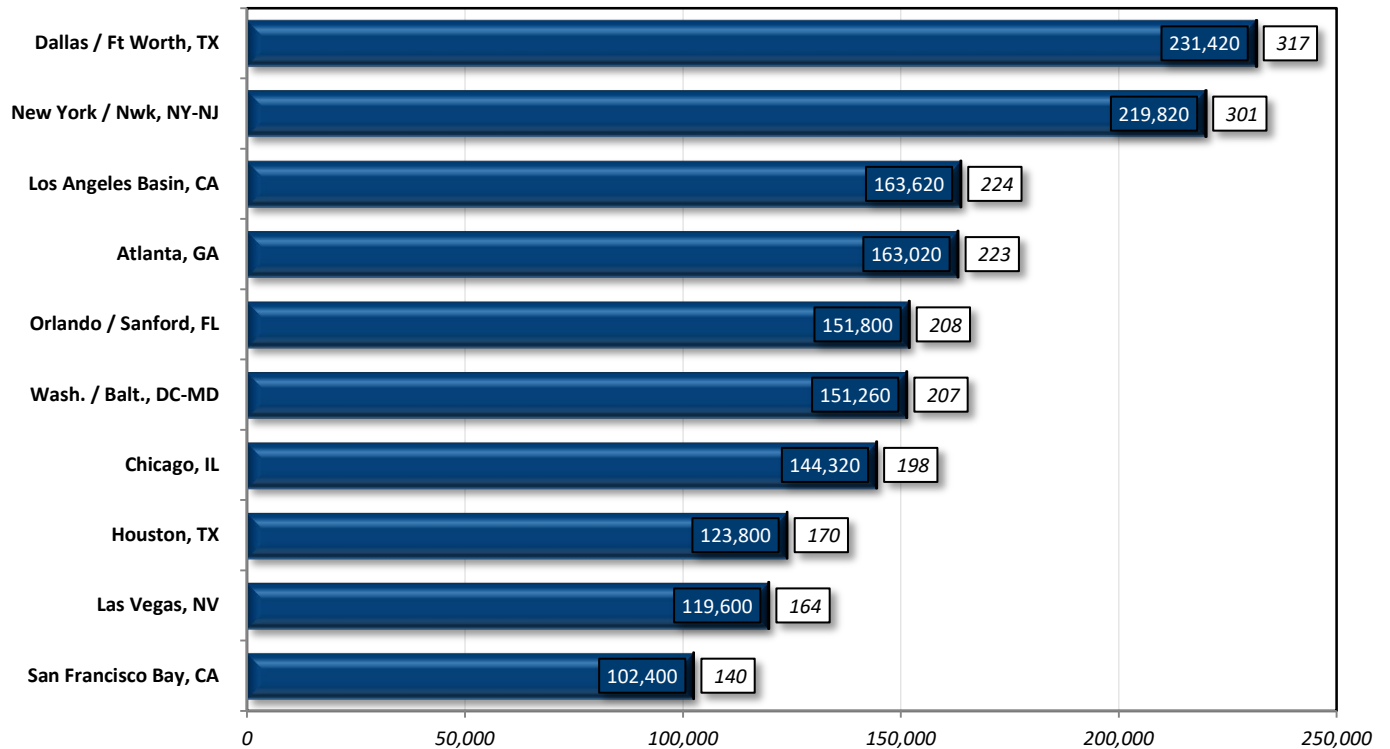
CY 2013 to CY 2018



### Top 10 Domestic Origin and Destination Passenger Markets at Arkansas

Calendar Year 2018

Passengers (dark blue), PDEW (light blue)



State of Arkansas - Little Rock, AR