


Mrs Wordsmith's

GARGANTUAN YEAR 1 WORKBOOK



YEAR 1

IN

ONE

WORKBOOK

**ACARA CURRICULUM
COMPLIANCE MATHS
& ENGLISH**

YEAR 1

AU
EDITION

More than 100 pages packed with illustrated vocabulary exercises for ages 5-7. Designed for school and home use.

Covers key curriculum vocabulary such as:

- Odd and even numbers
- 2D and 3D shapes
- Synonyms
- Sustainability
- Much, much more!

mrswordsmith.com

CONTENTS



Welcome to Mrs Wordsmith's Gargantuan Year 1 Workbook! Developed with teachers and curriculum experts, it covers key Year 1 Maths and English concepts and provides hours of learning fun.

Learn and reinforce all the things you learn in Year 1 at school!

NUMBERS, SHAPES, & TIME

5-38

LEARN TO READ

39-49

SYNONYMS

50-73

GRAMMAR

74-82

HANDWRITING

83-86

TEDDY TALKS

87-97

POSITIVITY & INSPIRATION

98-107



Name: _____

NUMBERS,

SHAPES,

ACTIVITY

2

&

TIME

VOCABULARY

even

possible to split
into twos



HOW MANY GLOVES? COUNT THE EVEN NUMBERS OF GLOVES
AND WRITE IT IN THE GAP.



2

two



.....
.....
.....



.....
.....
.....



.....
.....
.....



.....
.....
.....

Name: _____

NUMBERS,

SHAPES,

ACTIVITY



&

TIME



COUNT THE CHEEKS FULL OF COOKIES! WRITE THE NUMBERS IN THE GAPS.

1

2
two

3

2

4


5

Name: _____

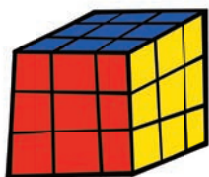
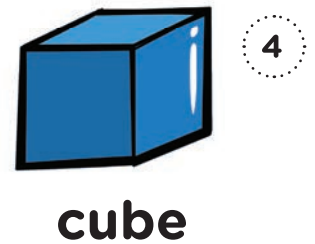
VOCABULARY

3D shapes

three dimensional - solid!



CAN YOU MATCH THE 3D SHAPES TO THE OBJECTS?
DRAW A LINE WITH YOUR PENCIL!



ANSWER KEY

NUMBERS,

SHAPES,

& TIME

ANSWER KEY

1/3

Give yourself one mark for every correct answer.

ACTIVITY

1

- 1, one
- 3, three
- 5, five
- 7, seven
- 9, nine

ACTIVITY

2

- 2, two
- 4, four
- 6, six
- 8, eight
- 10, ten

ACTIVITY

3

- 2, two
- 4, four
- 6, six
- 8, eight
- 10, ten










ACTIVITY

4

- 12, twelve
- 14, fourteen
- 16, sixteen
- 18, eighteen
- 20, twenty


ACTIVITY

5

-  square
-  circle
-  heptagon
-  octagon
-  hexagon
-  pentagon
-  oval
-  triangle
-  rectangle
-  rhombus









ACTIVITY

6

-  square
-  rectangle
-  rhombus

ACTIVITY

7

-  = 
-  = 
-  = 
-  = 

ACTIVITY

8

- 35 ft

ACTIVITY

9

- 5, five
- 7, seven
- 10, ten

ACTIVITY

10

- 5, five
- 10, ten
- 15, fifteen
- 20, twenty
- 25, twenty-five

ACTIVITY


11

- 30, thirty
- 35, thirty-five
- 40, forty
- 45, forty-five

ACTIVITY

12

Use your hotdog ruler to measure things in your kitchen!



VOCABULARY

look

point your eyes at something

CIRCLE THE WORDS THAT MEAN THE SAME AS LOOK. THESE ARE SYNONYMS. YOU CAN TRY WRITING EACH WORD TOO.

stare gaze glance

pinch

lick peek touch

peep

wriggle

draw

glimpse

ANSWER KEY**SYNONYMS****ANSWER KEY**

1/2

Give yourself one mark for every correct answer.

ACTIVITY**1**

1. **colossal**
2. **gigantic**
3. **large**
4. **big**

ACTIVITY**2**

1. **whiz**
2. **zoom**
3. **dash**
4. **dart**
5. **scuttle**

ACTIVITY**3**

1. **stroll**
2. **step**
3. **march**
4. **swagger**

ACTIVITY**4**

1. **jog**
2. **sprint**
3. **dash**
4. **bolt**

ACTIVITY**5**

1. **fascinated**
2. **interested**
3. **engaged**
4. **captivated**
5. **gripped**
6. **spellbound**

ACTIVITY**6**

1. **bawl**
2. **weep**
3. **sob**
4. **wail**

ACTIVITY**7**

1. **oodles**
2. **heaps**
3. **piles**

ACTIVITY**8**

1. **little**
2. **tiny**
3. **minuscule**
4. **microscopic**

ACTIVITY**9**

1. **unwell**
2. **ill**
3. **poorly**

ACTIVITY**10**

1. **sore**
2. **hurting**
3. **excruciating**

ACTIVITY**11**

1. **shattered**
2. **smashed**
3. **destroyed**
4. **wrecked**

ACTIVITY**12**

1. **bizarre**
2. **abnormal**
3. **weird**
4. **strange**
5. **unfamiliar**

Name: _____



VOCABULARY

conserve

don't waste something

TOILET PAPER IS MADE OF TREES. USING TOO MUCH IS BAD FOR THE ENVIRONMENT, SO IT'S IMPORTANT TO CONSERVE IT!

Draw a sign for your bathroom that says:
save the trees


save the
trees

save the trees

VOCABULARY


design

plan to make something



Oz is using a 3D printer to make a new teddy bear. A 3D printer prints thousands of tiny slices of plastic that fit together like a puzzle. Then, it stacks these slices like pancakes to make a solid object like a teddy bear!

NOW THAT YOU HAVE ALL THE ANSWERS, GIVE A TEDDY TALK ABOUT THEM!



1. What is a 3D printer?
2. How does it work?
3. What would you make in a printer?


CONTINUE ON NEXT PAGE

Name: _____



ACTIVITY



WRITE YOUR NOTES HERE.

Handwriting practice area consisting of seven sets of horizontal dashed lines.

DRAW A PICTURE TO SHOW SOMEONE.

A large rectangular area enclosed by a dotted line, intended for drawing a picture.

Name: _____

POSITIVITY &

SHANG HIGH

INSPIRATION

**AIM
FOR THE
STARS!**



VOCABULARY

awesome

amazing or incredible

**MAKE THIS PRETTY AND STICK
IT ON THE WALL!**