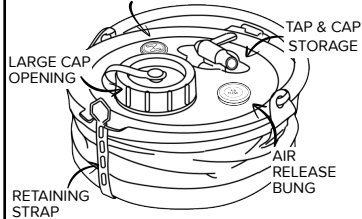


USER INSTRUCTIONS

THANK YOU FOR PURCHASING YOUR NEW COLAPZ PRODUCT! PLEASE READ THESE INSTRUCTIONS CAREFULLY BEFORE USE, TO HELP WITH THE INITIAL VESSEL SET-UP.

CONTENTS: 1 X 8L VESSEL

GROMMET (Remove when using with the OPTIONAL Colapz float valve for the Fresh Mini)

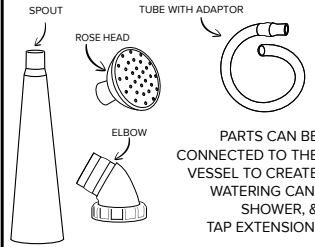


TOP TIP!

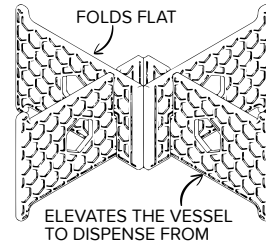
USE BICARBONATE OF SODA TO STERILISE & CLEAN YOUR VESSEL. DRY THE VESSEL BEFORE FOLDING DOWN AND STORING.

OPTIONAL EXTRA'S

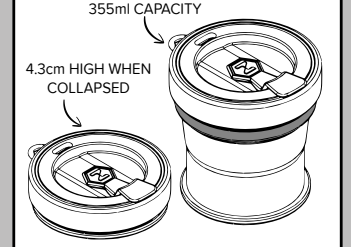
3-IN-1 WATERING CAN PARTS



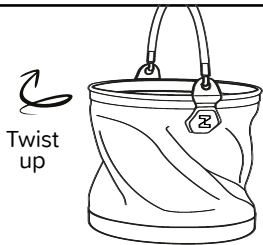
FOLDING STAND



COLLAPSIBLE COFFEE CUP



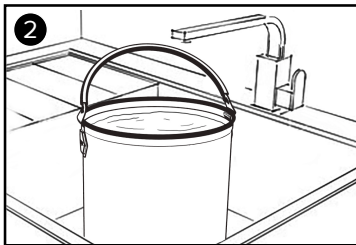
1



Twist up

RELEASE THE RETAINING STRAP AND REMOVE THE LID. HOLD THE GRAB HANDLE AT THE BASE AND THE TOP EDGE OF THE VESSEL, AND THEN TWIST IT ANTI-CLOCKWISE INTO THE UPRIGHT POSITION.

2

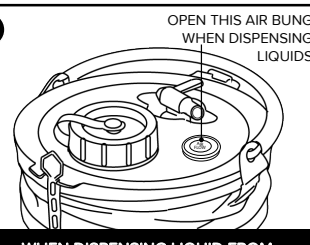


ADDING WATER WILL HOLD THE VESSEL IN AN UPRIGHT POSITION.

TOP TIP!

ADDING WARM WATER BEFORE FIRST TIME USE WILL HELP TO REDUCE CREASES.

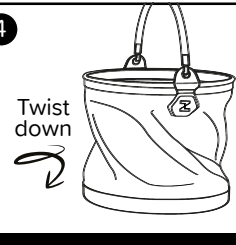
3



OPEN THIS AIR BUNG WHEN DISPENSING LIQUIDS

WHEN DISPENSING LIQUID FROM YOUR WATER CARRIER, OPEN THE AIR BUNG ON THE LID TO ALLOW AIR FLOW. THIS WILL HELP WITH WATER FLOW AND KEEP THE VESSEL IN AN UPRIGHT POSITION.

4



Twist down

TO PACK THE VESSEL AWAY, HOLD THE GRAB HANDLE AT THE BASE AND THE TOP EDGE OF THE VESSEL AND THEN TWIST IN A CLOCKWISE DIRECTION.

PLEASE RETAIN INSTRUCTIONS FOR FUTURE REFERENCE



This is not a toy, and is not suitable for children under the age of 3 years. Contains small parts that could be a choking hazard. Young children should be accompanied by an adult when using this product.

Colapz® do not take any responsibility for any damage to the product, property or persons due to misuse or for use in any other means not specifically directed by Colapz®. The product may be heavy during use, Colapz® cannot be held responsible for any injury due to overfilling of this product.

For further information contact:
colapz.co.uk