






FABRIC REQUIREMENTS - RAINBOW

Fabric Description	Baby 34" x 36"	Small Throw 51" x 72"	Large Throw 68" x 72"	Twin 68" x 90"	Queen 93.5" x 99"	King 102" x 108"
 A - F	1/16 Yard*	1/4 Yard	1/4 Yard	1/3 Yard	1/2 Yard	1/2 Yard*
 G - H	1/3 Yard	1 Yard	1 ¼ Yards	1 ½ Yards	2 ½ Yards	2 ¾ Yards
 I - N	1/16 Yard*	1/4 Yard	1/4 Yard	1/3 Yard	1/2 Yard	1/2 Yard*
Backing	1 ¼ Yards	3 ½ Yards*	4 ¼ Yards	5 ½ Yards	8 ½ Yards	9 ¼ Yards
Binding	1/3 Yard	1/2 Yard*	5/8 Yard	2/3 Yard	3/4 Yard	1 Yard

*Exact amount needed. This measurement does not leave any overage.

COLOUR REFERENCE



KONA COTTON

- A. Green Tea
- B. Old Green
- C. Sage
- D. Teal Blue
- E. Windsor
- F. Bright Peri
- G. Snow
- H. Black
- I. Plum
- J. Deep Rose
- K. Paprika
- L. Terracotta
- M. Cedar
- N. Curry