



WHELEN AEROSPACE TECHNOLOGIES

Phone: (860) 526-9504
 Fax: (860) 526-2009
 Internet: www.flyWAT.com
 Sales/Service e-mail: info@flyWAT.com

Installation Guide/ICA:
Model 71170() Series
Models: 7117051, 7117052,
7117053, 7117054

P/N: 01-0771170-51, -52, -53, -54

LED Wingtip Anti-Collision / Position Light Assembly

TSO-C30c
 TYPE I & II;
 APPROVED

TSO-C96a
 CLASS II;
 APPROVED

The conditions and tests required for TSO approval of this article are minimum performance standards. Those installing this article either on or within a specific type or class of aircraft must determine that the aircraft installation conditions are within the TSO standards which include any accepted integrated non-TSO functions. TSO articles and any accepted integrated non-TSO function(s) must have separate approval for installation in an aircraft. The article may be installed only according to 14 CFR part 43 or the applicable airworthiness requirements.

SPECIFICATIONS:

Nominal Operational Voltage:..... 28 VDC
Input Current (with 7123403 or 7123406 Flasher):
 LED Position Light:.....0.25 Amps
 LED Anti-Collision Light (Average):0.53 Amps
 LED Anti-Collision Light (Pulse@0.25 sec.):2.8 Amps
 Flashrate.....45± 5 per min.

EQUIPMENT LIMITATIONS: An approved forward position and anti-collision system consists of at least two lighthoods, one mounted on each wingtip mounted behind a clear lens, and each connected to a model 71234() Flasher.

Certain types of installations may require additional testing.

AIRWORTHINESS LIMITATIONS: The Airworthiness Limitations section is FAA approved and specifies inspections and other maintenance required under §43.16 and §91.403 of the Federal Aviation Regulations, unless an alternative program has been approved.

No airworthiness limitations are associated with the installation of the LED wingtip anti-collision light/position light assembly.

CONTINUED AIRWORTHINESS: The wingtip anti-collision light is designed with 24 LEDs. The position light is designed with 6 LEDs. If any one fails, the unit must be repaired or replaced. NOTE: To reduce eye strain, use an optical filter (such as dark glasses or a blue covering dome) during LED inspection.

Note: The anti-collision lights will automatically shut-off after 9-10 flashes if a failure is detected.

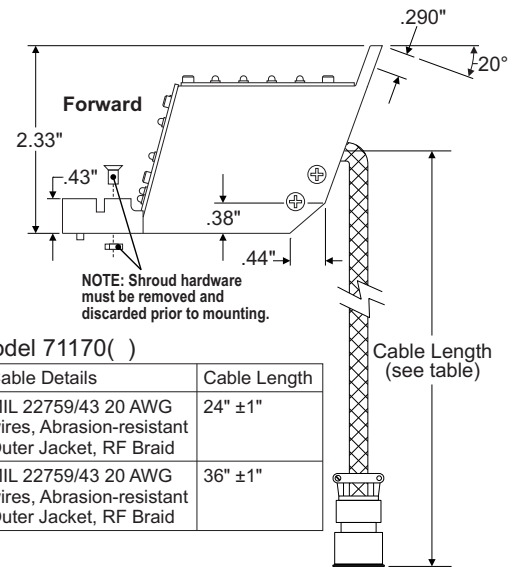
SHROUD REMOVAL PROCEDURE: If justified by the Aircraft installation and additional FAA testing of compliance to TSO-C30c and TSO-C96a the shroud may be removed.

1. Remove and discard the two, #6 screws that are used to secure the shroud. Carefully remove the shroud. **CAUTION:** Do not touch the LED. This could soil and/or damage the LED and effect the optical performance of the assembly.

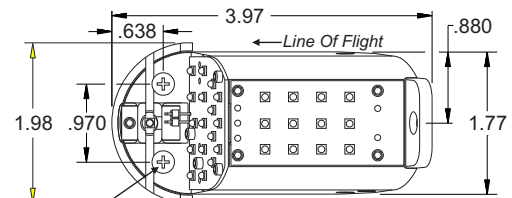
PERIODIC INSPECTIONS: An annual inspection shall be performed unless the OEM specifies a shorter interval.

INSTALLATION PROCEDURE: The following information is to assist you in installing a WAT anti-collision light system.

1. The installation procedure described in the following text will be confined to a single light installation, but is identical for multiple light installations.
2. Connect the inputs according to the chart shown. Connections to be in accordance with FAA approved methods.
3. Using appropriate, approved hardware, install light assembly and insure that all leads are clear of any obstructions and ty-rap as required. Secure light assembly, using vibration resistant threaded fasteners.
4. Check all avionics systems for interference from this installation.
5. A flight check should be performed by a properly certified pilot.
6. If required, update aircraft records utilizing FAA Field Approval (Form 337) or equivalent.



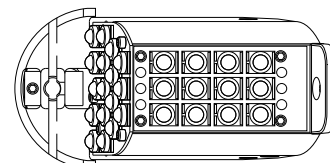
Model 71170()		
Model	Cable Details	Cable Length
-51,-52	MIL 22759/43 20 AWG wires, Abrasion-resistant Outer Jacket, RF Braid	24" ±1"
-53,-54	MIL 22759/43 20 AWG wires, Abrasion-resistant Outer Jacket, RF Braid	36" ±1"



Mounting Holes: 3 x Ø.156, Counter-Sink Ø.279 x 82°
 Note: 2X #6-32 P82° FHMS & Nut (Shipping Purposes Only)

7117051, 7117052 - D38999/26FC98PN		
A	LED1	Anti-Collision Light
B	V+	Anti-Collision Light
C	LED2	Anti-Collision Light
D	LED3	Anti-Collision Light
E	V+	Anti-Collision Light
F	LED4	Anti-Collision Light
G	ANODE	Forward Position Light
H	CATHODE	Forward Position Light
J	N/C	
K	N/C	

7117053, 7117054 - MS27473T10F99P		
A	LED1	Anti-Collision Light
B	V+	Anti-Collision Light
C	LED2	Anti-Collision Light
D	LED3	Anti-Collision Light
E	LED4	Anti-Collision Light
F	ANODE	Forward Position Light
G	CATHODE	Forward Position Light



View prior to part number revision level N