

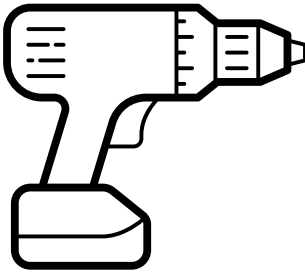
KAGES™

CUSTOM REPTILE ENCLOSURES
WWW.REPTILEKAGES.COM


Ethical reptile keeping starts here.™

DIY Enclosure Stand

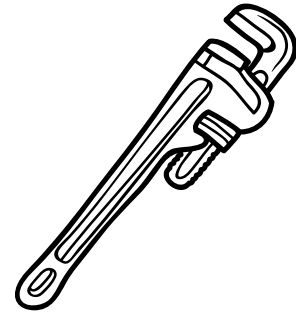
Powered drill with
Phillips Bit
1/8" drill bit (optional)



Tape Measure



Wrench



- 1 x Birch Butcher Block Countertop (50"x25"x1.5")
- 5 x Black Nipple (3/4" x 4") 4 of these will be the bottom legs, 1 will be part of the support
- 4 x Black Nipple (3/4" x 8") These connect the two legs together
- 2 x Black Nipple (3/4" x 18") These are part of the support
- 4 x Black Nipple (3/4" x 30") These are the upper legs. Go with shorter ones if you'd like a shorter table
- 8 x Black Floor Flange (3/4") These are the feet and also connect the base to the block
- 2 x Black Coupling (3/4") These connect the 18" and 4" nipples in the support
- 6 x 3/4" Black Tee
- 16 x Size 12 x 1.25" Flat Head Phillips Wood Screws