


# yeloStand® TWO XL














MARKETING STAND  
ASSEMBLY GUIDE

# PARTS


When first unpacking your yeloStand® TWO XL please take the time to ensure that all parts are present using the check list below.

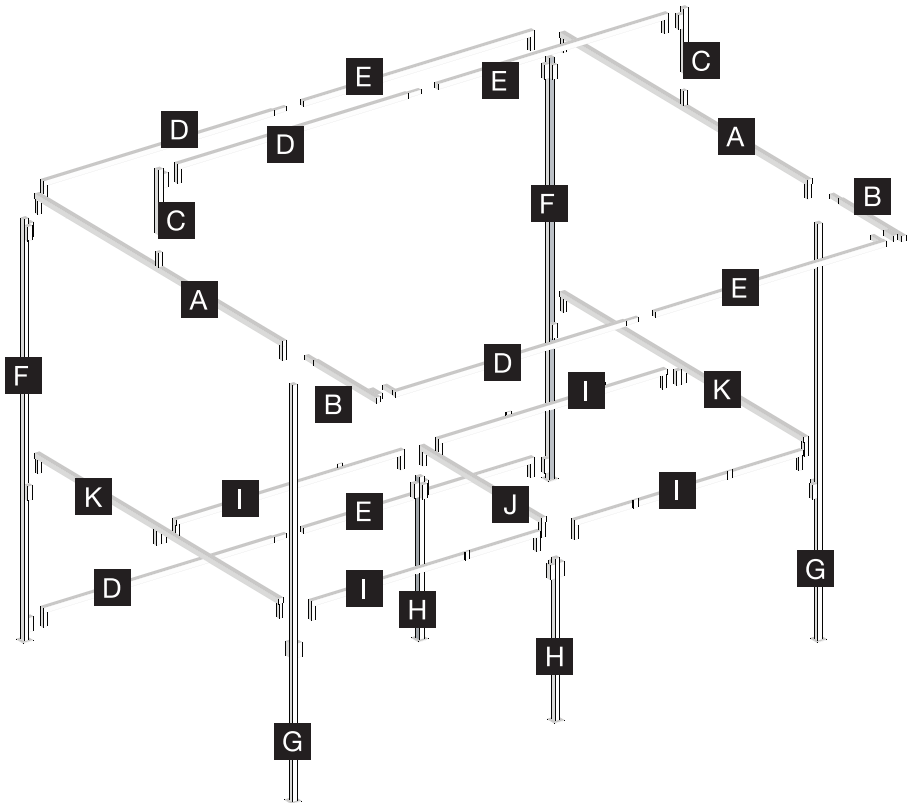
If you believe a part is missing then you should contact [yoyelo.co.uk](http://yoyelo.co.uk) at your earliest convenience.

<b>A</b>	Roof End Sections	Length: 5ft 11in (1,80m)	
			2 pieces <input type="checkbox"/>
<b>B</b>	Roof Overhang Bars	Length: 1ft 6in (0,45m)	
			2 pieces <input type="checkbox"/>
<b>C</b>	Roof Risers	Length: 1ft (0,3m)	
			2 pieces <input type="checkbox"/>
<b>D</b>	Male Connection Bars	Length: 4ft 3in (1,30m)	
			4 pieces <input type="checkbox"/>
<b>E</b>	Female Connection Bars	Length: 3ft 11in (1,14m)	
			4 pieces <input type="checkbox"/>
<b>F</b>	Rear Legs	Length: 6ft 6in (1,98m)	
<b>LEFT</b>		2 pieces (1 x left, 1 x right) <input type="checkbox"/>	
<b>RIGHT</b>			
<b>G</b>	Front Legs	Length: 6ft 5in (1,95m)	
			2 pieces <input type="checkbox"/>
<b>H</b>	Counter Support Legs	Length: 2ft 6in (0,76m)	
			2 pieces <input type="checkbox"/>
<b>I</b>	Front & Back Counter Support Bars	Length: 3ft 10,5in (1,18m)	
			4 pieces <input type="checkbox"/>
<b>J</b>	Middle Counter Support Bar	Length: 2ft 10in (0,86m)	
			1 piece <input type="checkbox"/>
<b>K</b>	Side Counter Support Bars	Length: 2ft 6in (0,76m)	
			2 pieces <input type="checkbox"/>
<b>L</b>	Counter Boards		
			2 pieces <input type="checkbox"/>
<b>M</b>	Roof Tarpaulin, Counter Skirt, Backwall & Bungee Cords		
			3 pieces <input type="checkbox"/>
<b>N</b>	Wheeled Carry Bag (Optional Extra)		
			1 piece <input type="checkbox"/>

# ASSEMBLY

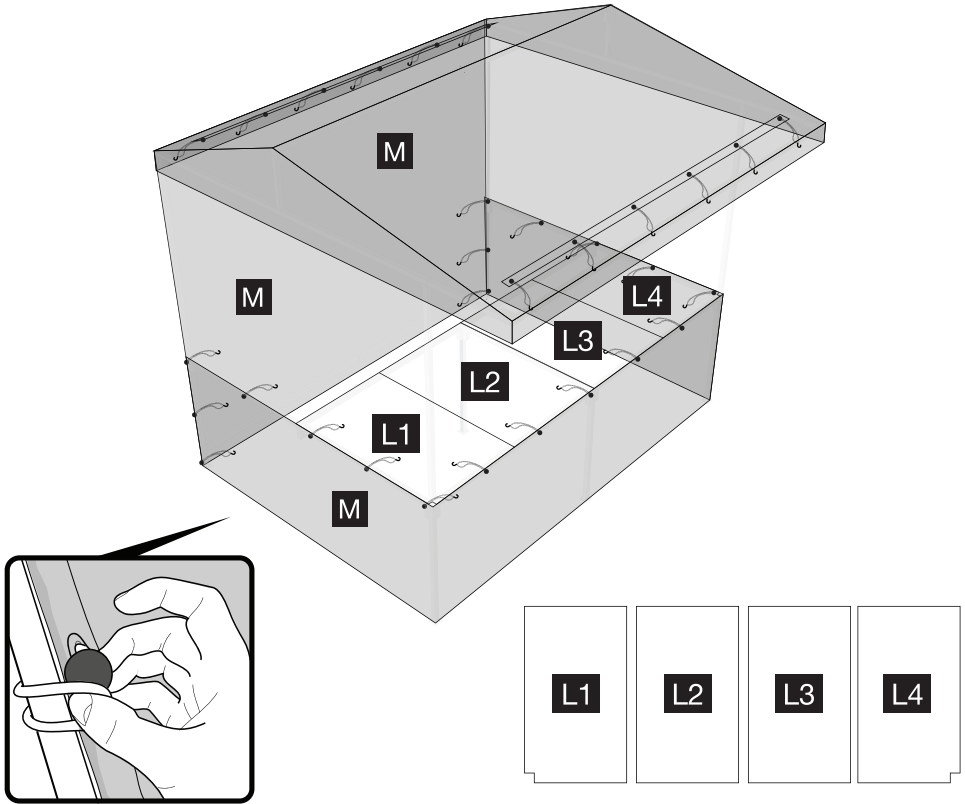
Your market stall frame is designed to slot together by hand as shown in the images below. You do not require any specialist tools for assembly. Use the below diagram in conjunction with the parts list shown on the opposite page to identify and place the parts within the frame assembly.

 Please read the enclosed safety guidelines and care instructions before attempting to assemble this product



# COUNTER, ROOF, SKIRT & BACK

---



## Tarpaulins

All tarpaulins are equipped with eyelets and permanently attached ball loop bungees with hooks that are designed to wrap around the market stall frame and hook back over the plastic ball of the bungee in order to keep the tarpaulin taut.

## Counter Boards

Counters sit over the counter bars of the stand. Counter boards H1 and H3 have cutouts in the corners which allow the boards to lock into place inbetween the legs at each end of the stand frame.

---

# INFORMATION

---

This product is manufactured by Janus Ridgeway Limited in Derbyshire, England.  
For product support email [sales@tradersupplies.co.uk](mailto:sales@tradersupplies.co.uk)  
Spare parts and accessories can be purchased online at [www.yoyelo.co.uk](http://www.yoyelo.co.uk)

All material copyright © yeloStand® 2019. No unauthorised reproduction.



# WARNING

---

- ✘ **Do not** climb on framework or counter top (where present).
- ✘ **Do not** use a steel hammer to assemble framework, doing so may cause damage to surface finishes or bodily injury.  
*Note: no specialist tools are required to assemble this product but if so required, use a rubber or wooden mallet only.*
- ✘ **Do not** assemble framework on a steep incline.
- ✘ **Do not** let rain or snow accumulate on the roof canopy.
  - ! When new, the framework assembly may be stiff. This stiffness will ease with regular use.
  - ! When new, the framework of this product may contain loose metal filings. Be careful when first assembling.
  - ! When new, oil residue may be present around connection points. Be careful when first assembling.
  - ! This product is designed to withstand inclement weather conditions but it is always recommended that additional ballast or grounding anchors be used wherever possible. Anchoring is your responsibility. Damages caused by poor weather conditions are not warranted.
  - ! In extreme gusty conditions it is advised that framework is disassembled entirely.
  - ! This framework is designed for temporary use only and is not a permanent structure.



# DISCLAIMER

---

## **Read this before setting up or using your YELOSTAND® product.**

Improper use of this product and/or its components can cause damage to equipment or property, serious personal injury or death.

YELOSTAND® shall not be liable for any damages arising out of the use of this product, including, but not limited to, damages for economic loss of profits or savings, lost wages; damages to or loss of use of property; bodily injury; medical payments; pain and suffering; and loss of consortium.

# CARE INSTRUCTIONS

---

- Always ensure that this product and its components, including the framework, tarpaulin and counter boards (where present) are completely dry before placing in storage. Failure to do so may result in mildew and/or rust or other damage to surfaces and finishes.
- Dirt should be removed from tarpaulins and framework using a cloth, soap and warm water. Do not machine wash.
- Dirt can be removed from plywood counter boards using a stiff brush and a small amount of water.
- Do not use caustic products such as bleach to clean any part of this product. Doing so may cause damage to surface finishes.

## LIMITED WARRANTY FOR NEW YELOSTAND® STANDS

---

### **WHAT IS WARRANTED**

All components of this stand are covered by a limited 60-month warranty and are warranted free from defects in material and workmanship for a period of 60 months from the date of purchase. The warranty is valid as of the day of purchase and a dated proof of purchase should be presented upon request.

### **WHAT IS NOT WARRANTED – YELOSTAND® IS NOT RESPONSIBLE FOR THE FOLLOWING:**

Normal wear and tear and/or damage caused by use of force, incorrect handling, inappropriate use, neglect, alteration, assembly not in accordance with the manual or improper anchoring. YELOSTAND® have no obligation whatsoever to repair, replace, adjust or otherwise compensate the purchaser if this stand sustains damage and malfunctions as a result of misuse, abuse, negligence, accident, a lack of proper maintenance, impact by foreign objects, storms, floods, pollutants, chemicals, acts of God or any other cause outside the control of YELOSTAND®.

### **WARRANTY SERVICE**

For customer assistance with warranty claims please contact [yoyelo.co.uk](http://yoyelo.co.uk) via our website.

In all communications proof of purchase will be required along with a description and photograph of the claimed defect.

### **LIMITATION OF IMPLIED WARRANTIES**

YELOSTAND® will not have other or greater liability for defects in the product, nor will YELOSTAND® have any liability for incidental, special or consequential damages of any kind whether for breach of any express written or oral or implied warranty on products, breach of contract, negligence, misrepresentation, or otherwise, and whether resulting in lost profits, loss of investment or interest on investment, work stoppage or otherwise. Your exclusive remedy shall be enforcement of this warranty upon the terms and conditions herein contained. No representative of YELOSTAND® or its distributors is authorised to make any change or modification to this warranty.