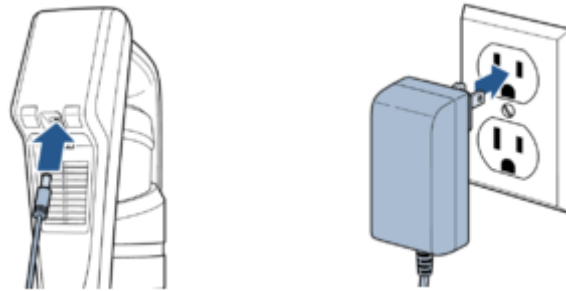
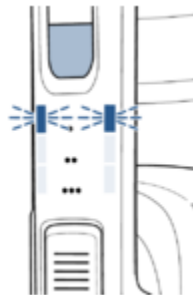


My ICON™ Cordless Vacuum has no power/lights flashing | Support

- Check the outlet being used to charge machine
 - Test the outlet with a different device, like a cell phone charger or small appliance
- Verify correct charger is being used
 - Only this charger should be used
- Inspect charger prongs & cord
 - If cord is damaged (not smooth) or prongs are damaged, charger should be replaced
- Connect charger to the charging port on the back of the hand vac & plug into wall outlet



- The white display lights on the battery **icon** should light up
 - If not, please [Contact Us](#)
- Unplug from charger & press power button
- If the lights are blinking next to the cleaning mode buttons see selections below:
 - Blinking lights next to the top single dot > [Contact Us](#)



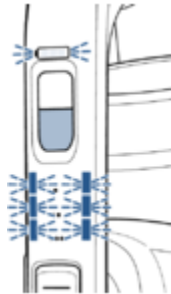
- Blinking lights next to the center 2 dots > There is an obstruction in the brush roll
 - > See [Brush Not Turning Steps](#)



- Blinking lights next to the bottom 3 dots & the battery **icon** blinks > [Contact Us](#)



- Blinking lights next to 1, 2 and 3 dots & battery **icon** blinks > There is an air flow blockage > See [No Suction Steps](#)



If the machine continues to not have power, please [Contact Us](#)