

# Bingo



This file includes bingo cards and a bingo calling sheet. You will also need some bingo markers (you can use Jellybeans, game counter or anything else you have handy!).


**How to Set-up:** Print out the bingo cards - one for each individual who will be playing. Print out two copies of the calling sheet. Cut out the images from one of the copies of the calling sheet and place them in a bowl or bag. Set the other calling sheet aside. Give everyone a bingo card and bingo markers.

**How to Play:** Everyone starts by covering the free space in the middle with a marker. Then pull out one of the images from the bag, announce it to the group and place it on the calling sheet so people know what has been called. If anyone has that image on their card, they can cover it with a bingo marker. The first player to get five in a row in any direction - horizontal, vertical, or diagonal wins.






Easter

thetoybox





# Bingo



HAPPY  
EASTER



Free



Easter

thetoybox

# Bingo










			<p>HAPPY EASTER</p>	
				
		<p>Free</p>		
				
				





Easter

thetoybox

# Bingo



Free





HAPPY  
EASTER



Easter

thetoybox






# Bingo



Free



HAPPY  
EASTER



# Calling Sheet

Print two copies of this sheet. Cut out the images from one and keep the other sheet uncut and use as a calling sheet.



				
				
		<b>Free</b>		
				
<b>HAPPY EASTER</b>				