



TOGETHER **WE BUILD**

PUMPS  
FOR  
EVERY  
APPLICATION





**TOLL FREE: 800.275.5463**  
**WWW.IMERUSA.COM**



**TOGETHER WE BUILD**

**IMER USA, Inc.**  
221 West Hampton Place  
Capitol Heights, MD 20743  
Tel. (800) 275-5463  
Fax (301) 336-6687

**IMER West**  
3193 Diablo Avenue  
Hayward, CA 94545  
[www.imerusa.com](http://www.imerusa.com)

# TABLE OF CONTENTS



## MESSAGE FROM THE CEO:

*We are delighted that you are interested in the IMER family of products! We know that a great product is not enough; you need service and support to keep your IMER machines running smoothly. We will always be there, ready to respond to you when you need us. We have been here since 1990 and although this is a new chapter in the evolution of IMER USA, our commitment to the customer is stronger than ever. Keep an eye out for great things to come, we've only just started. Together, we build!*

*– Robert Bacarella, CEO, IMER Group | USA*

<b>MIGHTY SMALL 50</b> .....	4
<b>Mighty Small 50</b> .....	6
<b>Compressor IM 250</b> .....	8
<b>KOINE SERIES</b> .....	10
<b>Koine 35</b> .....	12
<b>Koine 4</b> .....	14
<b>STEP-UP 120 SERIES</b> .....	16
<b>Step-Up 120</b> .....	18
<b>Step-Up 120 A</b> .....	22
<b>SILENT 300 PRESTIGE</b> .....	24
<b>Silent 300 Prestige</b> .....	26
<b>BOOSTER SERIES</b> .....	28
<b>Booster 15</b> .....	30
<b>EZEE CLEAN</b> .....	34
<b>IMER GROUP SOLUTIONS</b> .....	35

Due to our ongoing Research and Development efforts these products and their specifications are subject to change without notice.

The California Office of Environmental Health Hazard Assessment Requires this Specific Warning: Cancer and Reproductive Harm - [www.p65warnings.ca.gov](http://www.p65warnings.ca.gov)

# MIGHTY SMALL 50



## SPRAY & GROUT PUMP

When it comes to spraying and grouting, IMER has you covered. We manufacture a wide range of grout pumps with lots of options to fit just about any need. From patching fireproofing to spraying shotcrete - we do it all!

We offer many different configurations, such as continuous pumps, to diesel powered piston pumps. Customize the pumps by adding attachments and accessories to suit your needs.

Our pumps are becoming the product of choice. It's not just our products but it's also our service and support that will keep you looking for ways to do more with our pumps.



Mike Amoroso from Restor Technologies out of Huntington Station, NY learned very quickly how much profit there is to be made when spraying the material instead of troweling by hand or brushing.

Mike paid for the machines and still had lots of profit left over after spraying this 6 story building with Aquafin in NYC.

## CONTRACTORS & RENTAL SHOPS SPEAK UP

*"The Mighty Small 50 pump has to be tops on my list of best return on investment. I've been renting and selling these pumps for many years and they are by far the best on the market. The support is outstanding and the quality is second-to-none. Thank you IMER for producing such a fantastic piece of equipment."*

– Jack Georgakis, GT Rentals, Brooklyn, NY

*"On my last tuck pointing job we went through 4,500 Lbs of mortar. The Small 50 was great for pointing up the brick joints as we restored the old wall. To get a better flow of material we added some additional Portland and Gibbons Plastigiser. After they cured, the joints were drill tested and passed with flying colors. We also use the Mighty Small 50 to pump grout into door jambs and to spray repair mortars. For the thinking mason, it is an extremely versatile machine."*

– Lindsay Hatch, Hatch Masonry, Cherokee, IA

*"When I first saw the Mighty Small 50 in action I knew it was going to be a success. The machine was engineered to be very contractor-tough and versatile, handling many applications; pumping of grout, self leveling underlayments, tuck-pointing, pressure grout injection, spraying of fireproofing and waterproofing and more. Now, combined with the new Spin Series continuous mixers, masons have a big advantage over contractors using anything other than the Mighty Small 50."*

– Mike Puleo, IMER USA Direct, West Haven, CT



# MIGHTY SMALL 50

SCREW PUMP FOR PUMPING AND SPRAYING APPLICATIONS



MIGHTY SMALL 50 | Model # 1106045 | 110V/60Hz, 1.75 HP

## THE MIGHTY SMALL 50 PERFORMS ON THE MOST CHALLENGING JOB SITES ACROSS AMERICA

The Mighty Small 50 is a very portable multi-purpose pump and spray machine. It can be configured with many different accessories for the application. Whether it is pumping grout into forms, on a bridge deck repair project, spraying fireproofing on a high-rise building, or filling blocks with grout, our pumps have a resumé of success. It is the right solution when you need help with a tough pumping application.



## CONTROL PANEL



- 1 On/Off switch
- 2 Rotor/stator speed control
- 3 Emergency stop button
- 4 Vibrating grate switch
- 5 Rotor/stator forward/reverse
- 6 Safety default light
- 7 Current supply light
- 8 LED code display

## Technical specifications

MIGHTY SMALL 50	
Power supply	110v/60Hz
Pump motor	1.75 hp
Material flow rate	1.7 - 30 cu ft / hr
Max. aggregate size	1/4 in
Max. pumping distance hose w/grout	100 ft
Max. pumping distance hose w/SLU	200 ft
Hopper capacity CF	1.75 cu ft
Loading height	25½ in
Dimensions	20-½ W x 44 L 25-½ H in
Weight	90 lbs
Sound pressure level	< 74 dB(A)

(\*) The pumping distance will vary depending upon the type of material being used.

**MIGHTY SMALL 50 ACCESSORIES** | To fit your job site applications



**STANDARD EQUIPMENT MIGHTY SMALL 50**

- Stainless steel hopper
- Rotor and stator D8 1.5
- Inverter driven control panel
- Electric remote control cable
- Pressure gauge for material pressure
- Accessory tool box

**ACCESSORIES MIGHTY SMALL 50**

- Dual diaphragm compressor - Part # 1107546
- Mortar, stucco and fireproofing gun kit - Part # 1107005
- Vibrating hopper for tuck pointing - Part # 1107015
- Vibrating screen for bulk sand mixes - Part # 1107548
- Pipe hook for block, form and door jamb filling - Part # 1107570
- Paint and fine coatings gun kit - Part # 1107010
- Grout injection kit - Part # 1107006
- Tuck pointing gunkit - Part # 1107504
- 25 mm (1") material hose - Part # 1107525
- 5' overhead wand - Part # 1107549

# COMPRESSOR

COMPRESSOR FOR PUMPS




COMPRESSOR | Model # 1107546 | 110V/60Hz, 0.75 HP



The most reliable  
in its class,  
contractor duty!

Power	1 HP
Flow rate	9 CF/m
Maximum pressure	50 PSI
Continuous duty service	110 V



## MAXIMUM MOTOR PERFORMANCE

Thorough cooling of the electric motor and compressor allows for continuous duty and a long life.



## REPLACEMENT OF THE AIR FILTER

Air filter replacement is quick and easy.



## ONE PIECE CRANKSHAFT

One piece crankshaft produces maximum mechanical performance effortlessly.





**MIGHTY SMALL 50 APPLICATIONS**

		Pumping of grouts, self-leveling underlayments	Spraying fireproofing, repair mortar, stucco base coat (1/8" or more of build-up)	Spraying waterproofing, acrylic stucco, finish coats (1/8" or less of build-up)	Controlled pressure grout injection with pressure regulator	Tuck-pointing and grouting
	Product / Part #	A	B	C	D	E
	Dual diaphragm compressor Part # 1107546		✓	✓		
	Mortar, stucco and fireproofing gun kit Part # 1107005		✓			
	Paint and fine coatings gun kit Part # 1107010			✓		
	Grout injection kit Part # 1107006				✓	
	Tuck pointing gun kit Part # 1107504					✓
	50' x 25mm material hose - Part # 1107525 33' x 25mm material hose - Part # 1107526 16' x 25mm material hose - Part # 1107527	✓	✓	✓		
	5' overhead wand Part # 1107549		✓			
	Vibrating hopper for tuck pointing Part # 1107015					✓
	Vibrating screen for bulk sand mixes Part # 1107548	✓	✓			
	Pipe hook for block, form and door jamb filling - Part # 1107570	✓				
	D5 - 2.5 Rotor Part # 1107085			✓		✓
	D5 - 2.5 Stator Part # 1107084			✓		✓

✓ Required    ✓ Optional

# KOINE SERIES



## CONTINUOUS PUMP & MIXER

Designed for use with preblended mortars, underlayments, grouts and fireproofing. These pumps are ideal for applications that require continuous pumping or spraying in high volume.

Water is precisely controlled and measured then introduced into the mixing chamber to allow constant flow to the work area. Every bag will be consistent from start to finish with no cold joints.

Set the pump up once to set the proper water ratio and speed. Then, just keep feeding the preblended bags of material into the dry hopper. The cement and water ratio is automatically blended and sheared and the material being mixed and pumped is perfect all day long.

Clean up is minimal as the hopper can remain full of dry material, ready for the next day's work. The water booster cleans out the hose quickly with minimal mess. Just start up the pump the next day and you are ready to go right where you left off the day before.

Our continuous pumps can be found in most places where material needs to be mixed and pumped at a high rate as well as high quality. IMER continuous pumps have set the standard on speed and performance.

All the motors on our pumps are 100% duty cycle which means that they can run all day, every day.

## CONTRACTORS & RENTAL SHOPS SPEAK UP



Commercial Flooring from Cold Spring, NY using the Koine 35 for laying down thousands of bags of self-leveling underlayment in West Point Military Academy, West Point, NY.

*"We rented the Koine 35 because we were looking for a better way to lay down decorative coatings and underlayment. It is so time consuming and labor intensive to mix in buckets and walk them over from the mix area to where the product is needed. The pump solved our issues, cut our labor in half and was the same consistent mix from the first bag to the last. We were finished with our floor in half the time that it would have taken the conventional way with far less cold joints too. We are more than thrilled with the pump!"*

– Joe Rupp, Stardust Concrete Coatings, Ronkankama, NY

*"We have always been an IMER Dealer selling their mixers and saws but we are extremely impressed with the performance of the Koine 4 HF pumps. We have introduced the Koine 4 to the largest mason contractors in the state and they've all switched away from bucketing their core fill grout on every job. They mix and pump the grout daily and also use it to mix their mortar which has been a game changer. The support from IMER is excellent and they are always available when we need them."*

– Grant Crispino, Superior Equipment, Southington, CT



# KOINE 35

HF (HIGH FLOW) CONTINUOUS PUMP FOR PREBLENDED MATERIALS



NOISE LEVEL  
**<76 DB**

**KOINE 35** | Model # 1106051 | 5 HP, Single Phase

## CONTINUOUS OPERATION MEANS EFFICIENT AND EFFECTIVE PRODUCTION

The Koine 35 pump from IMER is one of the most advanced and versatile production pumps on the market today. It is packed with features that allow it to do a variety of applications, yet is compact and highly portable making it perfect for interior or hi-rise building work. The only solution for the continuous mixing, spraying, and pumping of pre-blended cementitious and gypsum based mortars, stucco, fireproofing, self-leveling underlayments and grouts.



Store all your accessories in this handy tool box. Never lose pieces

The continuous feed impeller blade feeds your preblended material

Add the optional compressor to mix and spray 16 bags of fireproofing per hour

Self-priming water pump with stainless steel housing and brass impeller

Single-phase 3 HP motor with "turbo boost" to 5 HP

Inverter technology balances the power and monitors the electric for maximum performance

4 speed material flow rate delivers up to 120 - 50lb bags of self-leveling per hour

Electric motor is thermally protected to protect from overheating

Pump and spray up to 300 feet away




### DUST GRATE INCLUDED

Take control of dust. Easily attach IMER's **iDUST** dust grate and attach a vacuum, watch the dust pull downward, away from operators.

### CONTINUOUS FEED

The continuous feed impeller blade makes sure that materials are broken up and ready to be mixed while the angle of the delivery chute drops the materials into the mixing chamber at a controlled rate.



## Technical specifications

	<b>KOINE 35</b>
Power supply	220v/60Hz, Single Phase
Total machine power requirement	5 hp
Drive motor	3 hp
Feeding impellar motor	1/2 hp
Water pump	1 hp
Material flow rate	Up to 60 cu ft / hr
Maximum pumping distance	300 ft
Loading height	36 in
Dimensions	27 W x 62 L x 47 H in
Weight	510 lbs

(\*) The pumping distance will vary depending upon the type of material being used.



**KOINE 35 APPLICATIONS**


		Pumping of grouts, self-leveling underlayments	Spraying fireproofing	Spraying mortar, stucco base coat (1/8" or more of build-up)
	Product / Part #	A	B	C
	Dual diaphragm compressor Part # 1107637		✓	✓
	Mortar, stucco and fireproofing gun kit Part # 1107005		✓	✓
	D5 - 2.5 Rotor Part # 1107085		✓	✓
	D5 - 2.5 Stator Part # 1107084		✓	✓
	Turbo mixer (use with Part # 1107029 & # 1107028) Part # 1107517	✓	✓	✓
	50' x 25mm material hose - Part # 1107525 33' x 25mm material hose - Part # 1107526 16' x 25mm material hose - Part # 1107527	✓	✓	✓
	5' overhead wand Part # 1107549		✓	✓
	D8 - 1.5 Rotor with tab Part # 1107029	✓	✓	✓
	D8 - 1.5 Stator Part # 1107028	✓	✓	✓
	SLU mixing paddle for light materials Part # 1107597	✓		

✓ Required    ✓ Optional

**STANDARD EQUIPMENT**

- Dust Grate with Vacuum port
- D8 1.5 stator and rotor
- Material delivery pressure gauge
- Control panel w/ exclusive IMER 4 speed inverter
- Self-priming water booster pump
- Water system with flow meter and discharge valves
- 66' of power cord
- 66' of water hose Ø 19 mm (3/4")
- 50' of material hose Ø 25 mm (1")
- Hose cleaning kit with toolbox
- Mixing chamber clean out tool
- Air compressor ready

**CONTROL PANEL SINGLE PHASE**



- 1 Smart display panel
- 2 Current indicator light
- 3 ON/OFF switch
- 4 Emergency stop button
- 5 Manual water control
- 6 Water booster pump switch
- 7 Water pressure indicator
- 8 Mixing chamber safety sensor
- 9 Forward / Reverse
- 10 Rotor / stator speed control

# KOINE 4

HF (HIGH FLOW) CONTINUOUS PUMP FOR PREBLENDED MATERIALS



**KOINE 4** | Model # 1106004 | 220V/60Hz, 9 HP, 3 Phase

## A POWERFUL, VERSATILE CONTINUOUS PUMP

The Koine 4 continuous mixer - pump is designed to provide more volume and production. The Koine 4 is used almost exclusively for mixing and pumping wall grouts and self-leveling underlayments for those projects where you need tremendous production. The Koine series of pumps are quiet, perfect for indoor applications.

✓ Electric motor is thermally protected to protect operator

✓ Phase converter switch means you will not have to manually swap wires depending on the current's polarity

✓ Turbo mixer for increased shear and blending

✓ 24V system for maximum safety

✓ 100% duty cycle  
7.5HP electric motor with a gearbox drive reduction system

✓ When needed the mixing chamber and the compressor can be removed quickly in order to make it even easier to move the Koine 4 from place to place

✓ Store all your accessories in this handy tool box. Never lose pieces

✓ Use the stainless steel water pump to suck from a tank when there is no direct water supply



### TURBO MIXER

Additional mixing after the stator and before entering the hoses thanks to the included turbo mixer.

### DUST GRATE INCLUDED

Take control of dust. Easily attach IMER's **iDUST** dust grate and attach a vacuum, watch the dust pull downward, away from operators.



## Technical specifications

	<b>KOINE 4</b>
Power	220v/60Hz, 3 phase
Total machine power	9 hp
Drive motor power	7.5 hp
Feeding impeller motor	1 hp
Water booster pump	70 psi boost
Material flow rate	140 cu ft / h
Max. pumping distance - grouting/fireproofing*	200 ft +
Max. pumping distance - self-leveling*	300 ft +
Gearbox speed	400 rpm
Loading height	35-1/2 in
Dimensions width/length/height	29 W x 47 L x 61-1/2 H in
Weight	510 lbs

(\*) The pumping distance will vary depending upon the type of material being used.



**KOINE 4 APPLICATIONS**

		Pumping of grouts, self-leveling underlayments	Spraying fireproofing	Low volume shcrete
<b>Product / Part #</b>		<b>A</b>	<b>B</b>	<b>C</b>
	Dual diaphragm compressor, 3 phase Part # 1107640		☑	☑
	Koine gun kit Part # 1107005		☑	
	5' overhead wand Part # 1107549		☑	
	33' x 35mm hose Part # 1107528	☑	☑	
	35mm - 25mm Reducer Part # 1107565		☑	
	R7 - 1.5 rotor with tab Part # 1107625	☑	☑	☑
	R7 - 1.5 stator Part # 1107624	☑	☑	☑
	Mixing paddle for light materials Part # 1107541		☑	
	Spray gun 35mm female Part # 1107641			☑

☑ Required    ☑ Optional

**STANDARD EQUIPMENT**

- Dust Grate with vacuum port
- R8 Stator and rotor with tab
- Turbo mixer kit
- Material delivery pressure gauge
- Gear driven feed impeller
- Self-priming stainless steel water pump
- 35mm hose cleanout adapter
- Water system with flow meter and no freeze discharge valve
- 130' electric cord
- 130' water hose Ø 19 mm (3/4")
- 33' material hose Ø 35 mm (1-3/8") with quick connects
- Integrated tool storage box
- Clean up kit (scraper and sponge)

**CONTROL PANEL THREE PHASE**



- 1 ON/OFF switch
- 2 Emergency stop button
- 3 Stator/rotor control
- 4 Manual water output switch
- 5 Feeding blade ON/OFF
- 6 Water pump ON/OFF
- 7 Electrical current indicator
- 8 Emergency stop light
- 9 Water pressure indicator
- 10 Emergency reverse switch

# STEP-UP 120



## SPRAY & GROUT PUMP

When you need more power to push through stiffer material, or you just need more volume, then look no further than the Step-Up 120 series of pumps.

Inverter technology on the single phase and brute strength on the 3 phase units make these pumps ideal for larger jobs. Industrial duty motors are designed to run all day without stopping. The volume of material which can be applied in one day is outstanding.

With the ability to handle aggregates up to 3/8" and 35% concentration, these pumps are extremely versatile. Pump or spray mortars, stuccos, grouts, restoration mortars, underlayment, fireproofing, waterproofings and many other materials.

Newly added configurations help you to customize for any type of job. We can help you choose the right standard unit and parts needed to tackle any project.



The Step-Up 120 shown above was used to mix and then pump Sika grout with the addition of small aggregate into a broiler room 200 feet away. This was a public school job and the grout was used to fill forms and encase the structural steel beams.

As space inside the broiler room was very limited, the contractor setup outside and proceeded to pump the grout into the school through an access vent... a really difficult application solved by using IMER's compact pump and mixer combination!

Thanks to Gazebo Construction, Queens, NY.

## RENTAL SHOPS & DISTRIBUTORS SPEAK UP

"I've been on many job sites in which we used the Step Up 120 to spray stone face such as at the Mystic Aquarium in CT. The customer was absolutely in love with the way he was able to mix and then spray the "rocks" onto the wall. I couldn't imagine a better way that it could have been done. 220V and single phase made it easy to find the right power source especially working indoors."

- Mike Puleo, IMER USA Direct, West Haven, CT

"The Step Up 120 has been a life saver for many jobs that require the pumping of grout, some with aggregate into overhead forms in confined spaces. It's small enough to get down a freight elevator, electric so no fumes and it's now available with the i-Dust grate for a dust free environment. It's now more configurable than ever with choices of single phase or 3, towable or portable, with or without mixer, attached air compressor or not for straight pumping and also many different options for hoses. When the job site requires a solid pump to push quality material then look no further than the Step Up 120."

- Robert Bacarella, CEO, IMER Group | USA

We wanted to have a mixing, pumping, and spraying machine that could be operated on most job sites. The IMER Step-up 120 fit our needs very nicely. Most pumps that have this kind of performance and versatility require 3 phase power, not so with the Step-Up 120, 220 volt single phase is all you need - and only 30 amps! The unit is so compact that fitting it into freight elevators is no problem."

- Kevin Kazimar, Owner, Area Rentals, Hillside, NJ





# STEP-UP 120

SCREW PUMP FOR PUMPING AND SPRAYING APPLICATIONS



STEP-UP 120 | Model # 1106180 | 220V/60Hz, 3 HP, Single Phase

## STEP UP TO IMER'S STEP-UP 120 SERIES SPRAY AND GROUT PUMPS

When you need more power to push through stiffer material, or you just need more volume, then look no further than the Step-Up 120 series of pumps. The IMER Step-Up 120 is a towable but very compact sized pump suited for very unique pumping situations and environments. These pumps are extremely versatile. Pump or spray mortars, stuccos, grouts, restoration mortars, underlayments, fireproofing, waterproofings along with many other materials.



### DUST GRATE INCLUDED

Take control of dust. Easily attach IMER's iDUST dust grate and attach a vacuum, watch the dust pull downward, away from operators.



### COMPRESSOR













































The dual diaphragm "V" stroke compressor provides ample air for spray applications - Continuous duty rated and maintenance free.



## Technical specifications

	STEP-UP 120 10
Motor power rate	3 hp
Mixer power rate	2 hp
Electric compressor	1 hp / 9 cfm
Max aggregate size	1/4 in
Maximum flow rate	1.5 cu yd
Horizontal pumping distance (*)	200 ft
Vertical pumping distance (*)	100 ft
Hopper capacity	4.25 cu ft
Dimensions	33 W x 80 L x 38 H in
Weight	616 lbs.

(\*) The pumping distance will vary depending upon the type of material being used.

		STEP-UP 120 APPLICATIONS		
		Pumping of grouts, self-leveling underlayments	Spraying fireproofing	Spraying mortar, stucco base coat (1/8" or more of build-up)
Product / Part #		A	B	C
	Dual diaphragm compressor Part # 1107602			
	Non-towing wheel kit Part # 1107633			
	Step up 120 pan mixer Part # 1107596			
	Spin 30 continuous mixer with iDust grate - Part # 1106152			
	33' x 35mm hose Part # 1107528			
	50mm to 35mm material hose reducer Part # 1106178			
	Vibrating grate Part # 1107592			
	120' remote control Part # 1107574			
	2L6 rotor/stator kit Part # 1107088			
	Spray gun 35mm male Part # 1107577			
	Pintle tow ring Part # 1107161			
	5' overhead wand Part #1107549			
	16' x 35mm male to 25mm male hose Part #1107074			

 Required  Optional

### STANDARD EQUIPMENT SINGLE PHASE

- Inverter Control panel
- 66' power cord
- Remote control ready
- 3 h.p. single phase 100% duty cycle motor
- IM25L rotor/stator
- Tow kit
- Grate for premixed materials
- Accessory tool box

### CONTROL PANEL SINGLE PHASE



- 1 On/Off switch
- 2 Rotor/stator speed control
- 3 Emergency stop button
- 4 Vibrating grate switch
- 5 Rotor/stator forward/reverse
- 6 Safety default light
- 7 Current supply light
- 8 Diagnostic display

# STEP-UP 120

SCREW PUMP FOR PUMPING AND SPRAYING APPLICATIONS



STEP-UP 120 | Model # 1106181 | 220V/60Hz, 7.5 HP, 3 Phase

## STEP-UP 120 SERIES SPRAY AND GROUT PUMPS

Pump or spray mortars, stuccos, grouts, restoration mortars, underlayments, fireproofing, waterproofings and many other materials. The 3 phase power gives you more horsepower to push material further and with more flow. Pump grouts with 3/8" aggregates.



### CONTROL PANEL THREE PHASE

















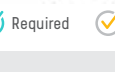


- 1 On/Off switch
- 2 Current supply light
- 3 Emergency stop button
- 4 Rotor/stator forward/reverse
- 5 Vibrating grate switch
- 6 Safety default light
- 7 Speed control switch

## Technical specifications

	STEP-UP 120 3Ø
Motor power rate	7.5 hp
Mixer power rate	2 hp
Electric compressor	3 hp / 11 cfm
Max aggregate size	3/8 in
Maximum flow rate IM25L	2.75 cu yd
Maximum flow rate 60.12	6 cu yd
Maximum flow rate 2L6	2.35 cu yd
Horizontal pumping distance (*)	300 ft
Vertical pumping distance (*)	200 ft
Hopper capacity	4.25 cu ft
Dimensions	33 W x 80 L x 38 H in
Weight	616 lbs.

(\*) The pumping distance will vary depending upon the type of material being used.

		STEP-UP 120 APPLICATIONS				
		Pumping of grouts, self-leveling underlayments	Spraying fireproofing	Mortar and stucco setup	Low volume shotcrete	Grouts with 3/8" aggregate
Product / Part #		A	B	C	D	E
	Spin 30 continuous mixer with iDust grate - Part # 1106152	✓	✓	✓	✓	✓
	Step-Up 120 pan mixer, 3 phase Part # 1107509	✓	✓	✓	✓	✓
	Piston compressor, 3 phase Part # 1107585		✓	✓		
	216 Rotor/stator kit Part # 1107088		✓	✓		
	60.12 Rotor/stator kit Part # 1107090	✓	✓	✓	✓	
	Vibrating grate Part # 1107593	✓		✓	✓	✓
	33' x 35mm hose Part # 1107528	✓	✓	✓		
	33' x 50mm hose Part # 1107533	✓	✓	✓	✓	✓
	50mm to 35mm material hose reducer Part # 1106178	✓	✓	✓		
	120' Remote control - Part # 1107574 Included with mixer - Part 1107509	✓	✓	✓	✓	✓
	Non-towing wheel kit Part # 1107633	✓	✓	✓	✓	✓
	Spray gun step 120 Part # 1107577			✓		
	Shotcrete gun Part # 1106250				✓	
	5' overhead wand Part # 1107549		✓			
	16' x 35mm male to 25mm male hose Part # 1107074		✓			
	Pintle tow ring Part # 1107161	✓	✓	✓	✓	✓

✓ Required    ✓ Optional

### STANDARD EQUIPMENT 3 PHASE

- 2 speed Control panel
- 133' power cord
- Remote control ready
- 5 h.p. / 7.5, 2 speed, 3 phase 100% duty cycle motor
- IM25L rotor/stator
- Tow kit
- 33' of Ø 35mm hose with cam coupling
- 50MM to 35mm material hose reducer
- Grate for premixed materials
- Accessory tool box

# STEP-UP 120A

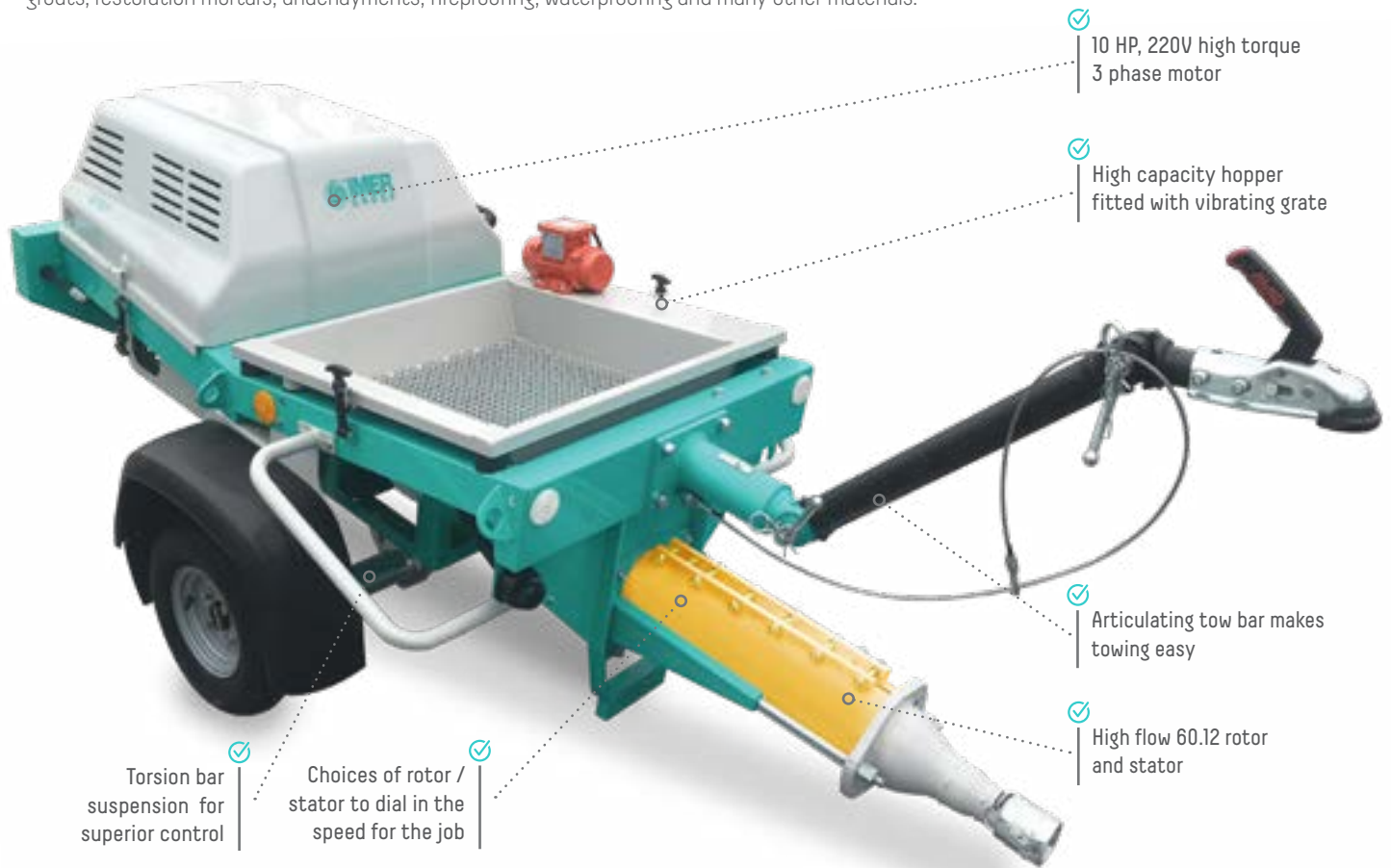
SCREW PUMP FOR SELF-LEVELING AND GROUTS



STEP-UP 120A | Model # 1106054 | 220V/60Hz, 3 Phase

## QUIETLY SPRAY AND PUMP LARGE VOLUMES

Best described as a pure high flow material pump for self-leveling materials and non-shrink grouts. It's designed to give 9.5 cubic yard per hour performance efficiently and quietly in restricted job site environments. Its sole mission is to pump large quantities of material through its high flow rotor/stator pumping system. Pump or spray mortars, stuccos, grouts, restoration mortars, underlayments, fireproofing, waterproofing and many other materials.



✓ 10 HP, 220V high torque 3 phase motor

✓ High capacity hopper fitted with vibrating grate

✓ Articulating tow bar makes towing easy

✓ High flow 60.12 rotor and stator

✓ Torsion bar suspension for superior control

✓ Choices of rotor / stator to dial in the speed for the job

## SHOTCRETE GUN

A low cost alternative to piston pumps. Add a towable compressor to the gun and feed from a ready-mix truck



## OPTIONAL NON-TOWING KIT

Add the optional non-towing wheel kit with lifting handle for easy transport around the jobsite






























## Technical specifications

	STEP-UP 120 A
Supply	220v/60Hz, 3 Phase
Motor power rate	10 hp
Max grain size	3/8 in
Flow rate	9.5 cu yds / hr
Max pumping distance	200 ft
Max pumping height	100 ft
Hopper capacity	4.25 cu ft
Dimensions	91 L x 32 W x 38 H in
Weight	616 Lbs
Sound pressure level	< 79 dB (A)

(\*) The pumping distance will vary depending upon the type of material being used.



		STEP-UP 120 A APPLICATIONS		
		Pumping of grouts, self-leveling underlayments	Shotcrete	Grouts with 3/8" aggregate
Product / Part #		A	B	C
	Non-towing wheel kit Part # 1107633			
	33' of Ø 35mm hose Part # 1107528			
	33' of Ø 50mm hose Part # 1107533			
	Grate for premixed material Part # 1107569			
	50mm to 35mm material hose reducer Part # 1106178			
	Shotcrete gun Part # 1106250			
	Pintle tow ring Part # 1107161			
	2L6 Rotor/stator kit Part # 1107088			
	IM25L Rotor/stator kit Part # 1107149			

 Required  Optional

### STANDARD EQUIPMENT 3 PHASE

- Three-phase 220V/60Hz motor – 10 HP
- Electric control panel
- Built-in low voltage electric remote control with 120' of cable
- 66' power supply cord
- 60.12 rotor-stator
- Vibrating grid
- 33' of 50mm hose (2 in)
- Accessory box

### CONTROL PANEL THREE PHASE



- 1 On/Off switch
- 2 Current supply light
- 3 Emergency stop button
- 4 Rotor/stator forward/reverse
- 5 Vibrating grate switch
- 6 Safety default light

# SILENT 300 PRESTIGE



## HIGH VOLUME DIESEL SPRAY & GROUT PUMP

The most versatile of our pump line-up, easily suited for most applications when you need to mix and pump your materials consistently with higher volume. The Prestige is made to be used in tough conditions to supply the right amount of volume for your application.

Easy loading mixer height with hydraulic dump, pressure washer for easy clean-up, air compressor for your spraying applications are driven by the 3 cylinder diesel engine which will provide high torque to the hydraulic pump.

Designed for use with mortars, stuccos, grouts (up to 3/8" aggregate up to 35%), waterproofing, underlayment, repair mortars and fireproofing.

Install the high flow stator, 50mm hoses and add the shotcrete nozzle to spray large amounts of material for pools and walls.

## RENTAL SHOPS SPEAK UP



Concrete block walls are being filled with the Silent 300 which is shown with the optional larger 60.12 rotor/stator. Notice the grout is being made the old time way – shovels of sand and some portland.

*"Whether it was a Silent 300 Prestige that we rented, or one that we sold, these pumps have performed very well. The Silent 300 Prestige is reliable and versatile. We have seen them used for pumping repair grout a long distance, and for spraying repair mortars that usually can only be applied by hand. This system also works real well for block filling, just position it under a silo and get going. For the coming year we are adding a couple more units to our rental fleet. You know a piece of equipment is a winner when it comes off a rental and the contractor returning it asks, "what would it cost me to buy this pump?", and usually they do".*

– Richie Bohm, Independent Equipment Corp., Westbury, NY

*"This gem of a spray and grout pump is made with the highest quality components and functionality. It is equally at home on block fill jobs, spraying stucco over wire lathe, pumping restoration mortars, grouting underwater columns, spraying of fireproofing, used for manhole and pipe repairs, pumping into forms, spraying shotcrete for swimming pools and the list goes on. The versatility comes from a 3 cylinder diesel engine that can go almost anywhere and do almost anything. This pump with it's almost infinite control has taken me to many job sites in which the application was difficult and the conditions were terrible. I am always confident that the Silent 300 Prestige will never let us down and exceed expectations.*

– Robert Bacarella, CEO, IMER Group | USA





# SILENT 300 PRESTIGE


DIESEL POWERED SCREW PUMP FOR PUMPING AND SPRAYING



PRESTIGE ECO T POWER | Model # 1106133 | 24 HP Yanmar Diesel

## A MASTERPIECE OF PUMP ENGINEERING IN A SMALL PACKAGE

The Silent 300 Prestige is a diesel-powered multi-purpose pump and spray machine with a built-in 6.3 cubic foot hydraulic mixer and onboard compressor for spraying. The military spec control panel integrates all these functions in one location to allow operators to quickly and easily learn to operate the pump. Known for its versatility, the Prestige is designed to use different rotor/stator combinations for pumping a variety of materials - including up to 3/8" aggregate.



### ANTI-VIBRATION CONTROL

Control panel complete with pressure gauges and indicators - best in class design.



### INNOVATIVE TECHNOLOGY

The ECO T Power has a "smart system" which adjusts the 24 HP diesel engine's RPMs according to power demands, saving power and money.

### AGGRESSIVE & EFFICIENT

IMER's mixer paddles aggressively mix the material, this ensures a clump free mud in the shortest time possible.



## Technical specifications

SILENT 300 PRESTIGE	
Motor power rate ISO 3046/1-IFN	24 hp
Compressor flow rate	14 cf/m
Max pumpable aggregate size IM25L*	3/8 in
Variable flow rate 60.12*	12 cu ft / hr
Variable flow rate IM25L*	4 cu ft / hr
Variable flow rate 2L6*	3 cu ft / hr
Max pressure 2L6*	580 psi
Hopper capacity	7 cu ft
Mixer capacity	6.3 cu ft
Loading height	131-1/2 W x 55-1/2 L x 53 H in
Weight	1,653 lbs

(\*) Maximum pressure and flow rate vary with material, pumping distance and height.

		SILENT 300 PRESTIGE APPLICATIONS				
		Pumping of grouts, self-leveling underlayments	Spraying fireproofing	Mortar and stucco setup	Shotcrete	Grouts with 3/8" aggregate
Product / Part #		A	B	C	D	E
	33' of Ø 35mm hose Part # 1107528	✓	✓	✓		
	33' of Ø 50mm hose Part # 1107533	✓	✓	✓	✓	✓
	Aqua Control Electronic Meter System Part # 1107209	✓	✓	✓		✓
	Vibrating grate Part # 1107036	✓		✓	✓	✓
	164' remote control Part # 1107086	✓	✓	✓	✓	✓
	IM25L rotor/stator kit Part # 1107149	✓	✓	✓	✓	✓
	60.12 Rotor/stator kit Part # 1107090	✓	✓	✓	✓	
	50mm to 35mm material hose reducer Part # 1106178	✓	✓	✓		
	Spray gun step 120 Part # 1107577			✓		
	16' x 35mm male to 25mm male hose Part # 1107074		✓			
	Pintle tow ring Part # 1107161	✓	✓	✓	✓	✓
	Shotcrete gun Part # 1106250				✓	
	5 Function radio remote Part # 1107001	✓	✓	✓	✓	✓
	Hydraulic power washer Part # 1107208	✓	✓	✓	✓	✓
	5' overhead wand Part # 1107549		✓			

**STANDARD EQUIPMENT** **ECO T POWER**

- 24 HP Yanmar diesel engine
- 14 CF/m compressor
- 2L6 screw pump
- 33' material hose Ø 35 mm (1-3/8")
- 50MM to 35mm material hose reducer
- 2 clean-out sponges
- High shear hydraulic mixer
- Variable speed hydraulic pump
- Programmable mixer timer
- Metal accessory box
- Tow package for highway use

# BOOSTER SERIES



## DIESEL CONCRETE PUMP

When you need 3/4" concrete then look no further than the Booster 15. This pump was built to provide up to 20 cubic yards per hour of concrete or for shotcrete applications.

3 cylinder diesel engine provides maximum power to the pistons and "S" Valve for fluid constant pumping with minimal pulsation. 1000 PSI of pumping pressure ensures that long distance pumping is possible.

Ideal for pumping concrete from ready-mix trucks, self-consolidating concrete, grouts and shotcrete down to a low slump. An automatic greasing system is just one of the standard features you will find on the Booster.



Conti Construction using the Booster 15 for pumping Sikacrete 211 while being fed by a mixer up to the Whitesone bridge in NYC.

## RENTAL SHOPS SPEAK UP

*"The Booster 15 does one thing very well: pump concrete. This is the ideal pump for when you need to pump small batches of concrete frequently. It's been a perfect rental item for those customers that need an easy to use concrete pump that is usually out for long term rentals or the perfect companion for the contractor that needs a full fledged piston pump at their disposal. The Booster can handle just about anything from concrete to shotcrete, from grouting to SCC. The Booster 15 is also very easy to use and comes standard with an automatic greaser. There is no reason not to own one."*

– Robert Bacarella, CEO, IMER Group | USA

*"IMER's biggest pump is the Booster 15, it is a concrete piston pump that works surprisingly well on all kinds of job sites around NYC. It is also one very tough mother... here's how we know. We sold a Booster to a customer who had rented it several times for work on the new World Trade Center and Freedom Tower. They had this pump on site as Hurricane Sandy bore down on lower Manhattan. This poor Booster 15 spent several days under 18 feet of salt water. When our customer got back onsite they thought their Booster 15 was a total loss. Later they brought it back to our shop to see if any components could be saved. Well, we flushed the motor and hydraulics out and cleaned the electrical connections and then tried to start it up. Much to our surprise she rumbled back to life, and has been working ever since. Hurricane Sandy knocked this Booster 15 for a loop, but it did not knock her out... that was amazing!"*

– Jack Georgakis, Owner, GT Rentals, Brooklyn, NY



# BOOSTER 15

2-CYLINDER PISTON PUMP WITH "S" VALVE



**BOOSTER 15** | Model # 1106126 | 28HP Piston Pump

## COMPACT TOWABLE HIGH-PERFORMANCE DIESEL CONCRETE PUMP

Its compact size makes the Booster able to function in limited space job site areas where no other pumps of its capability could fit. This pump was designed and built to provide up to 20 cubic yards per hour of concrete, shotcreting and high strength grouts.



### CONTROL PANEL



Stainless steel control panel complete with LED indicators and hydraulic gauges

### Technical specifications

BOOSTER 15	
Diesel engine	3-cylinder Yanmar 3TNV80F-SMIMI
Installed power rate	28 hp
Pumping system	2-cylinder with hydraulic control
Max aggregate size	1 in
Flow rate (*)	3 - 20 cu yd / hr
Pumping pressure (*)	1,000 psi
Pipe outlet	Heavy Duty 4 in
Hopper capacity	7 cu ft
Loading height	42-½ in
Length*	161 in
Width*	58 in
Height*	60 in
Weight	3,100 lbs

(\*) The max flow rate and the max pumping pressure cannot be performed at the same time.

30



**STANDARD EQUIPMENT BOOSTER 15**

- 3-cylinder liquid cooled diesel engine, YANMAR
- Automatic greasing system
- Concrete hopper with agitator
- Vibrating grid, 12V
- Hydraulic system with reverse
- Pumping unit with S-valve with automatic compensation of clearance and wear
- 4" Heavy Duty delivery manifold
- Control panel with electromechanical controls
- Piston head installation and extraction tool kit
- Complete w/heavy duty highway tow package
- Accessory box with grease pump
- Centralized grease ports
- 4" Cleaning balls

# BOOSTER 15

2-CYLINDER PISTON PUMP WITH "S" VALVE

## COOLING SYSTEM



### OIL COOLER

A large-sized hydraulic fluid cooler keeps the oil temperature consistent even with extreme conditions


### ADVANCED TECHNOLOGY

Engines that meet the latest EPA regulations

### QUIET OPERATION

A soundproofed engine compartment to reduce noise

## HOPPER



### S-VALVE WITH SELF-SEAL COLLAR

Automatic compensating S-valve senses wear and adjusts to keep a tight seal

### REVERSIBLE AGITATOR

Keeps the concrete flowing down into the cylinders

## REMOTE CONTROLS



### OPTIONAL WIRED REMOTE CONTROL

Four-function remote control via cable (Part # 1107086)

### OPTIONAL RADIO REMOTE CONTROL











Five-function radio remote control unit with output and adjustment (Part # 1107001)



### SUPERIOR TOW PACKAGE

Tow with confidence with the smooth towing torsion bar suspension, adjustable tow bar, surge brake, full complement of tow lights and reflectors and easy roll and leveling jack stand



		BOOSTER 15 APPLICATIONS		
		Pumping of 3/4" concrete	Shotcrete	Grout or Self Consolidating Concrete (SCC) 3/8"
Product / Part #		A	B	C
 Hydraulic power washer Part # 1107208		✓	✓	✓
 5 Function radio remote Part # 1107001		✓	✓	✓
 4 function remote control Part # 1107086		✓	✓	✓
 Rubber hopper extension kit (13 cu ft) Part # 1107196		✓	✓	✓
 Steel hopper extension kit (17 cu ft) Part # 1107197		✓	✓	✓
 Fast setting additive kit Part # 1107634			✓	
 Concrete starter pumping kit Part # 1106123		✓	✓	✓
 Shotcrete starter kit Part # 1106124			✓	✓

 Required
  Optional

**Fast setting additive kit**  
Part # 1107634




- Pumping Unit (hydraulic motor and screw pump with 3/4" manifold)
- 4 m hose for connection to additive tank
- Spray gun for shotcreting ID 50 complete with cam coupling, 3/4" Geka coupling and connector for additive
- Control panel with manual/automatic additive flow adjustment (proportional to concrete outlet)

**Concrete starter pumping kit**  
Part # 1106123



- 9 Steel pipe 4" X 10' HD
- 1 Rubber hose 4" X 10' HD
- 1 Steel bend 4", 90° HD
- 1 Steel bend 4", 45° HD
- 12 Heavy Duty coupling 4"
- 12 Gasket for Heavy Duty coupling 4"
- 2 Cleaning balls

**Shotcrete starter kit**  
Part # 1106124



- 2 Rubber hose diam. 50' Heavy Duty 2"
- 1 Complete hopper grid 5/8" mesh
- 1 Spritz beton gun 2" with chicago coupling 3/4" for air
- 1 Reduction cone 4" - 2" Heavy Duty 1 = 48"
- 2 Cleaning balls for hose diam. 2"
- 1 Heavy Duty coupling 4"
- 1 Gasket for Heavy Duty coupling 4"
- 3 Heavy Duty coupling 2"
- 3 Gaskets for Heavy Duty coupling 2"

# EZEE CLEAN

MORTAR AND CONCRETE EQUIPMENT & TOOL CLEANER



**BEST VALUE**  
5 GALLON

**EZEE CLEAN**

Model # L000014  
Case (12 - 22oz Bottles)

Model # L000015  
Single 22oz Bottles

Model # L000013  
5 Gallon Container

## CONCRETE CLEAN UP MADE EASY

Spray IMER USA's new EZEE CLEAN, a Mortar, and Concrete Dissolver and forget the hammer and chisel! This amazing all natural non-toxic product is designed to melt away any type of cementitious material whether concrete, stucco, mortar, or grout. Use on mixers and pumps after each use. Save labor cleaning tools and equipment, and save your equipment from the damage hammers and chisels cause!

### **EZEE CLEAN, EZEE TO USE**

*Soak the buildup, let EZEE Clean work awhile, hit it once or twice with a brush and wash it away!*

*Dilute and neutralize with only water!*



✓ 100% biodegradable "green" product

✓ Contains No muriatic, sulfuric, or phosphoric acids

✓ Will not harm painted surfaces, metal, plastic, plants or vegetation

✓ Dilute and neutralize with only water

**BEFORE**



**AFTER**



### EZEE CLEAN REMOVES:

- Cured concrete
- Mortar
- Stucco
- Grout
- Thin set
- Efflorescence from pavers and bricks

### EZEE CLEAN WORKS ON:

- Trowels
- Mixers
- Shovels
- Wheelbarrows
- Mud Tubs
- Pumps
- Molds
- Forms
- Concrete Saws
- Cement trucks
- Augers
- Conveyors
- Scaffold
- Silos
- Aerial Lifts
- Wall and Deck Splashes

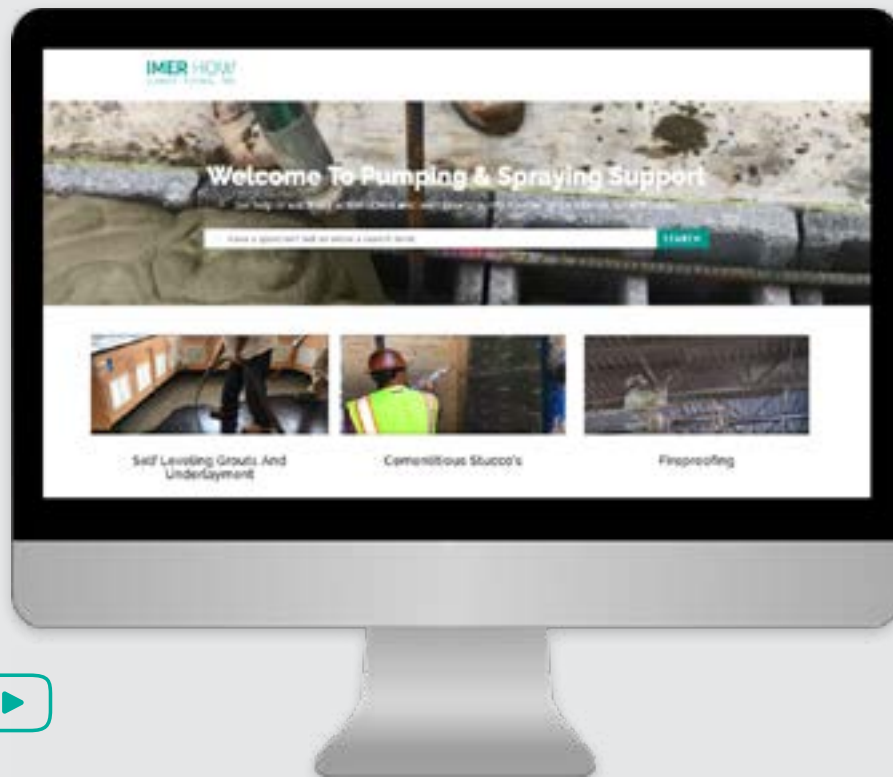
# IMER HOW

## UNPARALLELED SUPPORT

**We build confidence** by offering pumping & spraying support. Get help or watch our action videos and learn how to pump it better, grout it better, spray it better!

### We show you how to tackle:

- Self Leveling Grouts and Underlayment
- Cementitious Stucco's
- Fireproofing
- High Strength Repair Mortars
- Block Filling Grouts
- Concrete Pumping Applications
- Shotcreting
- Synthetic Stucco's and Paints
- Epoxy Mortars Pumping
- Tuckpointing
- More in development



[www.imerhow.com](http://www.imerhow.com)



# IMER SUPPORT

## GOT QUESTIONS?

Call Us Toll-Free (800) 275-5463

Call our toll-free phone number to speak to an IMER Representative regarding Sales, Customer Service, or Parts.

We can also help you locate a dealer, a service center, or a sales representative closest to you.



TOGETHER WE BUILD

**IMER USA, Inc.**  
221 West Hampton Place  
Capitol Heights, MD 20743  
Tel. (800) 275-5463  
Fax (301) 336-6687



TOLL FREE: 800.275.5463  
WWW.IMERUSA.COM



**IMER USA, Inc.**  
221 West Hampton Place  
Capitol Heights, MD 20743  
Tel. (800) 275-5463 - Fax (301) 336-6687  
[www.imerusa.com](http://www.imerusa.com)



Le Officine Riunite - Udine S.p.A. reserve the right to change the information contained herein without prior notice when they consider it justified. The data and dimensions are therefore not to be considered as binding. The illustrations may include accessories and therefore they could be slightly different from the standard versions of the equipment.